

## STATISTICS UPDATE: INTERNATIONAL VISITORS ARRIVALS

### 1. Contents

#### Page

|  |   |
|--|---|
| 1. Overview.....   | 1 |
| 2. Purpose of visit (For visitors arriving by air).....                | 2 |
| 3. Country of usual residence (for visitors arriving by air).....      | 2 |
| 4. Average intended length of stay (for visitors arriving by air)..... | 3 |
| 5. Average intended length of stay (for visitors by sea).....          | 3 |
| 6. Average age of visitors (arriving by air).....                      | 3 |

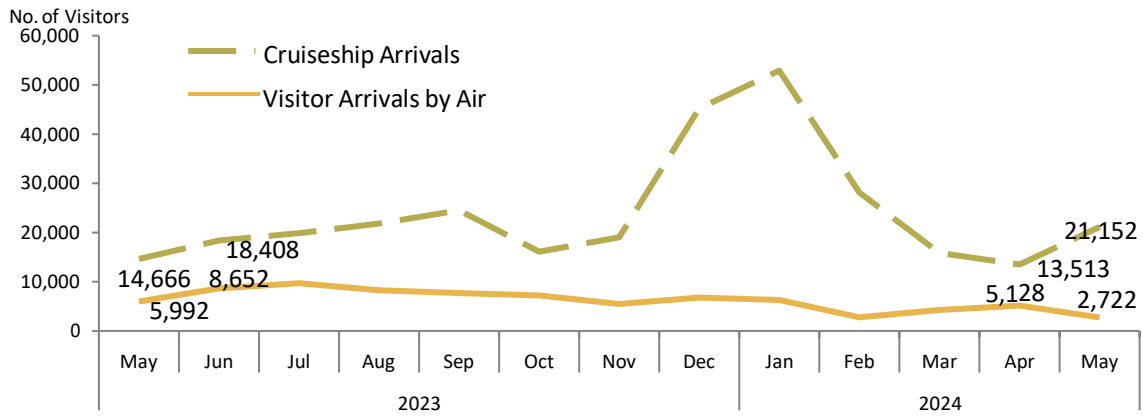
### 1. May 2024 highlights

- Total arrivals by air in May 2024 stood at **3,933**.
- Residents arrival makes up **31%** and visitor arrivals make up **69%** of the total arrivals by air.
- Holiday visitors represent **71%** of all air arrivals.
- Visitors residing in Australia recorded the highest percent at **45%** of all air arrivals.
- The average length of stay for visitors is **10 days**.
- The average age of visitors is **42** Years.
- Day visitors stood at **21,152** in May 2024.
- Total departures stood at **3,983** in May 2024. Residents represents **23%** of all departure and visitor's departure with **77%**.

### 2. Overview

- The total number of international visitor arrivals stood at 23,947. Visitors arrival by air stood at 2,722 marking a 47% decrease compared to the previous month. The decrease was attributed to a decrease in the number of air arrivals for holiday purposes by 50% when compared to the previous month.
- Vanuatu welcomed 8 cruise ships in May 2024 carrying a total of 21,152 day visitors, constituting 89% of the total visitors during that month.

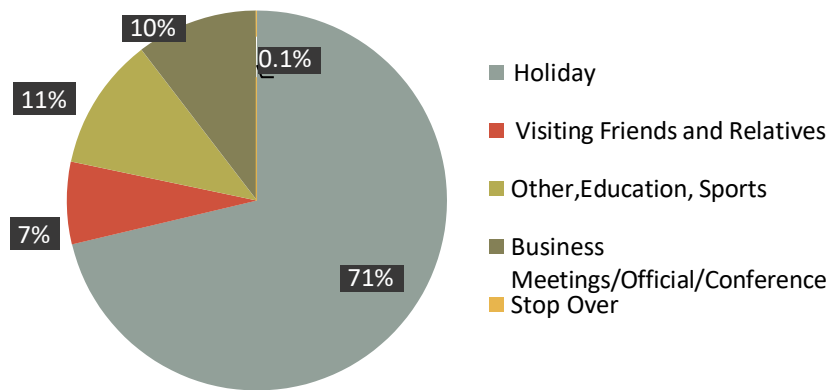
Figure 1: Visitor Arrivals by Air and Sea: May 2023 to May 2024



### 3. Purpose of visit

- Holiday visitors made up 71% of all international visitor arrivals to Vanuatu; followed by Other, Education and Sports at 11%, Business meetings conferences at 10%, Visiting Friends and relatives at 7% and stop-over visitors at less than 1%.

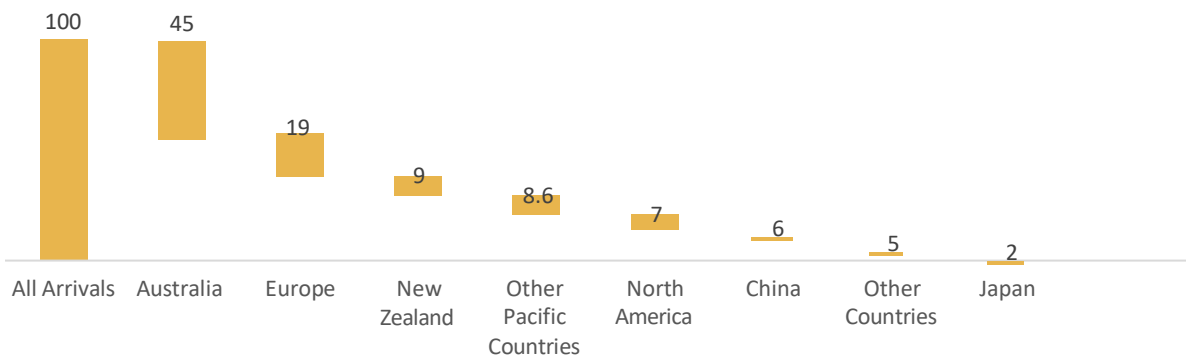
Figure 2: Percentage share of visitors by purpose of visit



### 4. Country of usual residence (for visitors arriving by air)

- Australian visitors accounted for 45% of all international visitors by air followed by Europe at 19%, New Zealand and Other Pacific Countries at 9% each, North America at 7%, China at 6%, Other Countries at 5% and Japan at 2%.

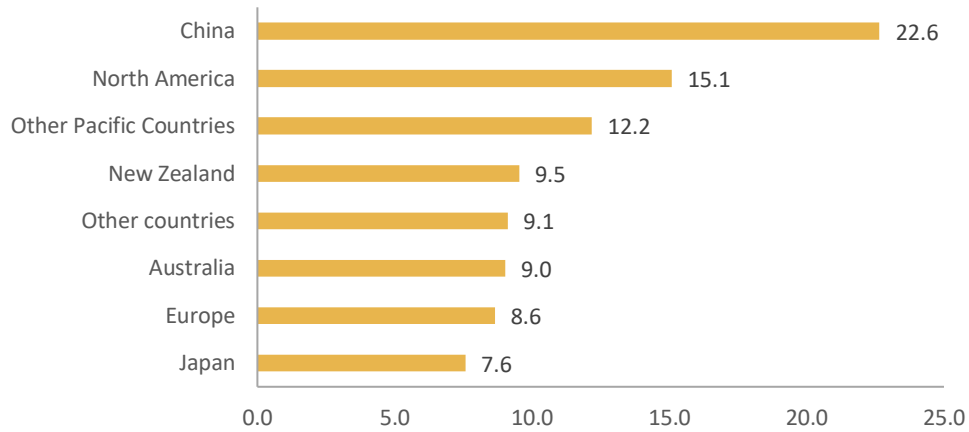
Figure 3: Percentage share of visitors by Country of Usual Residence



## 5. Average intended length of stay (for visitors arriving by air)

- International visitors by air spent an average of 10 days in Vanuatu. Visitors to Port Vila spent an average of 10 days however there were no visitors to Luganville in the month under review.

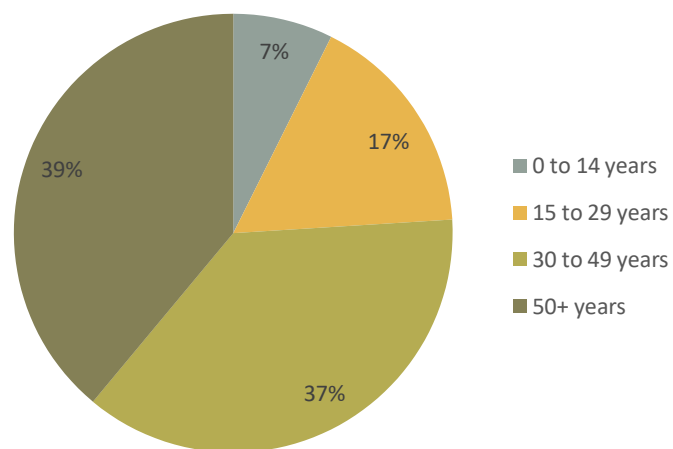
Figure 4: Average length of stay by country of usual residence



## 6. Average age of visitors (for visitors arriving by air)

- The average age for visitors travelling by air is 42 years old.
- This represents 37% of all visitors arriving to Vanuatu within the age group of 30 - 49 years old and also 39% within the age group of 50+ years old.

Figure 5: Proportion of visitors by age group



## DATA SOURCE AND REVISIONS

All International arrival by air provided in this report is sourced from the passenger processing modules within ASYCUDA World system from the Department of Customs and the Migration Information Data Analysis System (MIDAS) from the department of immigration through International Organization for Migration (IOM). Cruise ship figures are also supplied by the Department of Customs through the Passenger processing module.

The Vanuatu Bureau of Statistics is releasing monthly provisional international visitor arrivals highlighted in the tables from January 2019 onwards. This will allow for anomalies and consistency checks with the Department of Customs and Inland Revenue (DCIR) and Immigration Department before release of actual figures in Quarterly or Annual Statistical Indicator report.

## NEXT UPDATE (MONTHLY) RELEASE DATE

June 2024

## PROVINCIAL STATISTICS OFFICES

Sanma Office  
PO Box 273  
Luganville, SANTO  
Tel/Fax: (678) 33755  
Voip: 6330

Tafea Office  
MFEM Building, Isangel  
Ph (678) 88014  
Ext/voip 8361

Malampa Office  
MFEM Building  
Lakatoro, Malekula  
Ph (678) 48400



Mr. KAP Calo Andy  
Chief Statistician

**Table 1 : Summary of Overseas Migration**  
**Tableau 1 : Résumé des échanges migratoires avec l'extérieur**

| Year | Month  | ARRIVALS / ARRIVEES    |                       |                        |                       |                        |                       | DEPARTURES / DEPARTURES |                      |                       |                       |                       |                       | Arrivals |         | Cruiseship<br>Arrivals/<br>Croisiéristes | Total<br>Visitors | Année  | Mois |
|------|--------|------------------------|-----------------------|------------------------|-----------------------|------------------------|-----------------------|-------------------------|----------------------|-----------------------|-----------------------|-----------------------|-----------------------|----------|---------|--|-------------------|--------|------|
|      |        | PORT VILA              |                       | LUGANVILLE             |                       | TOTAL                  |                       | PORT VILA               |                      | LUGANVILLE            |                       | TOTAL                 |                       | Yacht    | Voilier |  |                   |        |      |
|      |        | Residents<br>Résidents | Visitors<br>Visiteurs | Residents<br>Résidents | Visitors<br>Visiteurs | Residents<br>Résidents | Visitors<br>Visiteurs | Resident<br>Résidents   | Visitor<br>Visiteurs | Resident<br>Résidents | Visitors<br>Visiteurs | Resident<br>Résidents | Visitors<br>Visiteurs |          |         |  |                   |        |      |
| 2019 |        | 34,575                 | 117,154               | 326                    | 3,474                 | 34,901                 | 120,628               | 35,876                  | 142,012              | 529                   | 3,303                 | 36,405                | 145,315               | -        | 135,357 | 255,985                                  | 2019              |        |      |
| 2020 |        | 10,392                 | 21,764                | 17                     | 201                   | 10,409                 | 21,965                | 9,122                   | 28,095               | 253                   | 39                    | 9,375                 | 28,134                | -        | 60,401  | 82,366                                   | 2020              |        |      |
| 2021 |        | 3,495                  | -                     | -                      | -                     | 3,495                  | -                     | 8,964                   | -                    | -                     | -                     | 8,964                 | -                     | -        | -       | -  | 2021              |        |      |
| 2022 |        | 18,547                 | 30,374                | -                      | -                     | 18,547                 | 30,374                | 18,172                  | 27,637               | -                     | 12                    | 18,172                | 27,637                | 158      | 34,554  | 65,086                                   | 2022              |        |      |
| 2023 |        | 29,087                 | 75,302                | 350                    | 1,697                 | 29,437                 | 76,999                | 27,855                  | 88,150               | 156                   | 1,231                 | 28,011                | 89,381                | 1,028    | 263,578 | 341,605                                  | 2023              |        |      |
| 2019 | May    | 3,061                  | 8,071                 | 35                     | 288                   | 3,096                  | 8,359                 | 2,879                   | 8,844                | 10                    | 309                   | 2,889                 | 9,153                 | -        | 7,460   | 15,819                                   | 2019              | Mai    |      |
| 2020 | May    | -                      | -                     | -                      | -                     | -                      | -                     | 19                      | 54                   | -                     | -                     | 19                    | 54                    | -        | -       | -  | 2020              | Mai    |      |
| 2021 | May    | 355                    | -                     | -                      | -                     | 355                    | -                     | 688                     | -                    | -                     | -                     | 688                   | -                     | -        | -       | -  | 2021              | Mai    |      |
| 2022 | May    | 1,056                  | -                     | -                      | -                     | 1,056                  | -                     | 1,040                   | -                    | -                     | -                     | 1,040                 | -                     | -        | -       | -  | 2022              | Mai    |      |
| 2023 | May    | 4,168                  | 5992                  | -                      | -                     | 4,168                  | 5,992                 | 2,502                   | 7,395                | -                     | -                     | 2,502                 | 7,395                 | 72       | 14,666  | 20,730                                   | 2023              | Mai    |      |
|      | June   | 3,247                  | 8429                  | 91                     | 223                   | 3,338                  | 8,652                 | 2,164                   | 7,883                | 23                    | 153                   | 2,187                 | 8,036                 | 121      | 18,408  | 27,181                                   |                   | Juin   |      |
|      | Jul    | 2,596                  | 9443                  | 39                     | 255                   | 2,635                  | 9,698                 | 2,340                   | 11,106               | 13                    | 292                   | 2,353                 | 11,398                | 118      | 19,906  | 29,722                                   |                   | Juil   |      |
|      | Aug    | 2,570                  | 8158                  | 28                     | 108                   | 2,598                  | 8,266                 | 2,119                   | 9,469                | 18                    | 137                   | 2,137                 | 9,606                 | 191      | 21,849  | 30,306                                   |                   | Aoû    |      |
|      | Sep    | 3,870                  | 7398                  | 39                     | 296                   | 3,909                  | 7,694                 | 2,196                   | 8,649                | 26                    | 164                   | 2,222                 | 8,813                 | 121      | 24,521  | 32,336                                   |                   | Sep    |      |
|      | Oct    | 3,115                  | 6977                  | 44                     | 222                   | 3,159                  | 7,199                 | 3,411                   | 8,220                | 2                     | 116                   | 3,413                 | 8,336                 | 161      | 16,119  | 23,479                                   |                   | Oct    |      |
|      | Nov    | 3,167                  | 5172                  | 41                     | 272                   | 3,208                  | 5,444                 | 4,228                   | 6,398                | 9                     | 45                    | 4,237                 | 6,443                 | 78       | 19,038  | 24,560                                   |                   | Nov    |      |
|      | Dec    | 158                    | 6447                  | 68                     | 321                   | 226                    | 6,768                 | 170                     | 6,816                | 65                    | 324                   | 235                   | 7,140                 | 78       | 45,242  | 52,088                                   |                   | Déc    |      |
| 2024 | Jan[p] | 1,315                  | 6114                  | 31                     | 142                   | 1,346                  | 6,256                 | 1,549                   | 8,729                | 15                    | 184                   | 1,564                 | 8,913                 | 5        | 52,901  | 59,162                                   | 2024              | Jan[p] |      |
|      | Feb[p] | 1,262                  | 2592                  | 36                     | 162                   | 1,298                  | 2,754                 | 266                     | 5,749                | 58                    | 73                    | 324                   | 5,822                 | 21       | 28,146  | 30,921                                   |                   | Fév[p] |      |
|      | Mar[p] | 1,627                  | 4118                  | 21                     | 143                   | 1,648                  | 4,261                 | 2,835                   | 4,571                | 16                    | 146                   | 2,851                 | 4,717                 | -        | 15,875  | 20,136                                   |                   | Mar[p] |      |
|      | Apr[p] | 1,742                  | 4945                  | 42                     | 183                   | 1,784                  | 5,128                 | 1,186                   | 6,382                | 5                     | 76                    | 1,191                 | 6,458                 | 4        | 13,513  | 18,645                                   |                   | Avr[p] |      |
|      | May[p] | 1,211                  | 2722                  | -                      | -                     | 1,211                  | 2,722                 | 924                     | 2,722                | 4                     | 46                    | 928                   | 3,055                 | 73       | 21,152  | 23,947                                   |                   | Mai[p] |      |

Source: Department of Customs/Département des douanes  
 - No visitors/residents were recorded for the reference month

p: provisiona figures

**Table 2 : Visitor Arrivals by Purpose of Visit**  
**Tableau 2 : Arrivées de visiteurs selon le motif du voyage**

| Year | Month  | VISITORS/VISITEURS   |   |   |                     |   |         | Total<br>Visitors<br>Visiteurs global | Année  | Mois |
|------|--------|----------------------|---|---|---------------------|---|---------|---------------------------------------|--------|------|
|      |        | Holidays<br>Vacances | Visiting Friends and<br>relatives<br>Visite à des amis et à<br>la famille | Business, Meetings/<br>Conferences<br>Affaires, réunions ou<br>conférence | Stop Over<br>Escale | Others, Education,<br>sports<br>Autres, education,<br>sport |         |                                       |        |      |
| 2019 |        | 95,849               | 8,764   | 8,059   | 524                 | 7,432   | 120,628 | 2019                                  |        |      |
| 2020 |        | 17,166               | 1,445   | 1,085   | 448                 | 1,821   | 21,965  | 2020                                  |        |      |
| 2021 |        | -                    | -   | -   | -                   | -   | -       | 2021                                  |        |      |
| 2022 |        | 23,859               | 3,202   | 1,757   | 204                 | 1,352   | 30,374  | 2022                                  |        |      |
| 2023 |        | 66,478               | 3,870   | 2,705   | 742                 | 3,204   | 76,999  | 2023                                  |        |      |
| 2019 | May    | 6,142                | 710   | 865   | 4                   | 638   | 8,359   | 2019                                  | Mai    |      |
| 2020 | May    | -                    | -   | -   | -                   | -   | -       | 2020                                  | Mai    |      |
| 2021 | May    | -                    | -   | -   | -                   | -   | -       | 2021                                  | Mai    |      |
| 2022 | May    | -                    | -   | -   | -                   | -   | -       | 2022                                  | Mai    |      |
| 2023 | May    | 5,178                | 207   | 355   | 17                  | 235   | 5,992   | 2023                                  | Mai    |      |
|      | Jun    | 7,720                | 357   | 265   | 68                  | 242   | 8,652   |                                       | Juin   |      |
|      | Jul    | 8,534                | 375   | 247   | 74                  | 468   | 9,698   |                                       | Juil   |      |
|      | Aug    | 7,085                | 308   | 390   | 93                  | 390   | 8,266   |                                       | Aoû    |      |
|      | Sep    | 6,750                | 332   | 303   | 73                  | 236   | 7,694   |                                       | Sep    |      |
|      | Oct    | 6,148                | 355   | 300   | 94                  | 302   | 7,199   |                                       | Oct    |      |
|      | Nov    | 4,431                | 360   | 264   | 57                  | 332   | 5,444   |                                       | Nov    |      |
|      | Dec    | 5,657                | 652   | 155   | 82                  | 222   | 6,768   |                                       | Déc    |      |
| 2024 | Jan[p] | 4,759                | 631   | 96  | 24                  | 746   | 6,256   | 2024                                  | Jan[p] |      |
|      | Feb[p] | 1,959                | 204   | 202   | 3                   | 386   | 2,754   |                                       | Fév[p] |      |
|      | Mar[p] | 3,300                | 243   | 276   | 62                  | 380   | 4,261   |                                       | Mar[p] |      |
|      | Apr[p] | 3,874                | 276   | 393   | 16                  | 569   | 5,128   |                                       | Avr[p] |      |
|      | May[p] | 1,940                | 190   | 281   | 3                   | 308   | 2,722   |                                       | Mai[p] |      |

Source: Department of Customs/Département des douanes

- No visitors/residents were recorded for the reference month

p: provisiona figures

**Table 3 : Visitor Arrivals by Usual Country of Residence**  
**Tableau 3 : Arrivées des visiteurs par pays de résidence habituelle**

| Year Month  | Australia<br>Australie | New Zealand<br>Nouvelle-Zélande | New Caledonia<br>Nouvelle-Calédonie | Other Pacific Countries<br>Autres Pays du Pacifique | Europe | North America<br>Amérique du Nord | Japan<br>Japon | China<br>Chine | Other Countries<br>Autres pays | TOTAL   | Année | Mois   |
|-------------|------------------------|---------------------------------|-------------------------------------|---|--------|-----------------------------------|----------------|----------------|--------------------------------|---------|-------|--------|
| 2019        | 63,122                 | 15,085                          | 14,738                              | 6,560   | 8,992  | 3,120                             | 1,107          | 4,671          | 3,233                          | 120,628 | 2019  |        |
| 2020        | 11,248                 | 1,819                           | 3,778                               | 1,241   | 1,728  | 692                               | 171            | 680            | 608                            | 21,965  | 2020  |        |
| 2021        | -                      | -                               | -                                   | -   | -      | -                                 | -              | -              | -                              | -       | 2021  |        |
| 2022        | 17,460                 | 4,124                           | 3,224                               | 1,613   | 1,981  | 761                               | 118            | 406            | 686                            | 30,373  | 2022  |        |
| 2023        | 45,232                 | 8,536                           | 6,347                               | 3,177   | 7,399  | 1,993                             | 528            | 2,056          | 1,731                          | 76,999  | 2023  |        |
| 2019 May    | 3,919                  | 868                             | 1,139                               | 552   | 806    | 294                               | 60             | 425            | 296                            | 8,359   | 2019  | Mai    |
| 2020 May    | -                      | -                               | -                                   | -   | -      | -                                 | -              | -              | -                              | -       | 2020  | Mai    |
| 2021 May    | -                      | -                               | -                                   | -   | -      | -                                 | -              | -              | -                              | -       | 2021  | Mai    |
| 2022 May    | -                      | -                               | -                                   | -   | -      | -                                 | -              | -              | -                              | -       | 2022  | Mai    |
| 2023 May    | 3,540                  | 545                             | 361                                 | 341   | 652    | 202                               | 40             | 160            | 151                            | 5,992   | 2023  | Mai    |
| Jun         | 5,381                  | 973                             | 624                                 | 289   | 647    | 280                               | 26             | 213            | 219                            | 8,652   |       | Juin   |
| Jul         | 5,705                  | 1,516                           | 436                                 | 386   | 975    | 196                               | 51             | 226            | 207                            | 9,698   |       | Juil   |
| Aug         | 4,083                  | 1,493                           | 481                                 | 360   | 1,070  | 179                               | 105            | 287            | 208                            | 8,266   |       | Aoû    |
| Sep         | 5,178                  | 838                             | 310                                 | 271   | 512    | 155                               | 98             | 222            | 110                            | 7,694   |       | Sep    |
| Oct         | 4,324                  | 691                             | 632                                 | 339   | 631    | 179                               | 37             | 199            | 167                            | 7,199   |       | Oct    |
| Nov         | 3,067                  | 548                             | 442                                 | 248   | 583    | 191                               | 34             | 164            | 167                            | 5,444   |       | Nov    |
| Dec         | 3,954                  | 604                             | 769                                 | 272   | 660    | 154                               | 29             | 190            | 136                            | 6,768   |       | Déc    |
| 2024 Jan[p] | 3,258                  | 439                             | 450                                 | 291   | 1,150  | 197                               | 43             | 256            | 172                            | 6,256   | 2024  | Jan[p] |
| Feb[p]      | 1,071                  | 160                             | 1                                   | 256   | 769    | 182                               | 44             | 163            | 108                            | 2,754   |       | Fév[p] |
| Mar[p]      | 2,046                  | 329                             | 1                                   | 373   | 944    | 185                               | 45             | 192            | 146                            | 4,261   |       | Mar[p] |
| Apr[p]      | 2,512                  | 431                             | -                                   | 360   | 1,006  | 238                               | 42             | 303            | 236                            | 5,128   |       | Avr[p] |
| May[p]      | 1,212                  | 237                             | -                                   | 235   | 529    | 189                               | 42             | 153            | 125                            | 2,722   |       | Mai[p] |

Source: Department of Customs/Département des douanes

- No visitors/residents were recorded for the reference month

p: provisiona figures

**Table 4 : Overseas Arrivals of Residents by Nationality**

**Tableau 4 : Arrivées des résidents par nationalité**

| Year | Month  | Ni-Vanuatu | Australian<br>Australien | French<br>Français | British<br>Anglais | New<br>Zealander<br>Néo-<br>Zélandais | Asian<br>Asiatiques | Pacific<br>Islanders<br>Autres pays<br>du Pacifique | North<br>Americans<br>Américain<br>du Nord | Other<br>countries<br>Autres<br>pays | TOTAL  | Année | Mois   |
|------|--------|------------|--------------------------|--------------------|--------------------|---------------------------------------|---------------------|---|--|--------------------------------------|--------|-------|--------|
| 2019 |        | 26,317     | 2,344                    | 884                | 329                | 780                                   | 2,809               | 665   | 409  | 364                                  | 34,901 | 2019  |        |
| 2020 |        | 8,374      | 719                      | 285                | 42                 | 243                                   | 283                 | 273   | 87   | 103                                  | 10,409 | 2020  |        |
| 2021 |        | 2,659      | 343                      | 63                 | 10                 | 79                                    | 210                 | 67  | 17   | 47                                   | 3,495  | 2021  |        |
| 2022 |        | 15,012     | 1,501                    | 381                | 89                 | 297                                   | 562                 | 392   | 152  | 155                                  | 18,541 | 2022  |        |
| 2023 |        | 26,750     | 972                      | 287                | 29                 | 292                                   | 602                 | 279   | 92   | 131                                  | 29,434 | 2023  |        |
| 2019 | May    | 2,676      | 166                      | 66                 | 12                 | 48                                    | 40                  | 50  | 18   | 20                                   | 3,096  | 2019  | Mai    |
| 2020 | May    | 0          | 0                        | 0                  | 0                  | 0                                     | 0                   | 0   | 0  | 0                                    | 0      | 2020  | Mai    |
| 2021 | May    | 323        | 12                       | 6                  | 0                  | 8                                     | 3                   | 1   | 0  | 2                                    | 355    | 2021  | Mai    |
| 2022 | May    | 876        | 95                       | 4                  | 9                  | 9                                     | 32                  | 10  | 12   | 9                                    | 1,056  | 2022  | Mai    |
| 2023 | May    | 3,776      | 127                      | 46                 | 8                  | 36                                    | 115                 | 28  | 9  | 23                                   | 4,168  | 2023  | Mai    |
|      | Jun    | 3,033      | 118                      | 29                 | 2                  | 26                                    | 82                  | 26  | 7  | 15                                   | 3,338  |       | Juin   |
|      | Jul    | 2,333      | 116                      | 20                 | 2                  | 27                                    | 56                  | 50  | 12   | 17                                   | 2,633  |       | Juil   |
|      | Aug    | 2,300      | 106                      | 44                 | 0                  | 32                                    | 61                  | 22  | 13   | 20                                   | 2,598  |       | Aoû    |
|      | Sep    | 3,747      | 72                       | 14                 | 3                  | 17                                    | 30                  | 14  | 8  | 4                                    | 3,909  |       | Sept   |
|      | Oct    | 2,936      | 91                       | 22                 | 1                  | 29                                    | 43                  | 20  | 11   | 6                                    | 3,159  |       | Oct    |
|      | Nov    | 3,045      | 39                       | 16                 | 0                  | 48                                    | 32                  | 16  | 4  | 8                                    | 3,208  |       | Nov    |
|      | Dec    | 133        | 40                       | 9                  | 2                  | 7                                     | 18                  | 10  | 2  | 5                                    | 226    |       | Déc    |
| 2024 | Jan[p] | 1,222      | 40                       | 17                 | 0                  | 13                                    | 24                  | 21  | 2  | 7                                    | 1,346  | 2024  | Jan[p] |
|      | Feb[p] | 852        | 89                       | 72                 | 16                 | 27                                    | 118                 | 81  | 15   | 28                                   | 1,298  |       | Fév[p] |
|      | Mar[p] | 1,068      | 169                      | 80                 | 6                  | 53                                    | 166                 | 70  | 17   | 19                                   | 1,648  |       | Mar[p] |
|      | Apr[p] | 1,121      | 160                      | 103                | 2                  | 64                                    | 193                 | 111   | 10   | 20                                   | 1,784  |       | Avr[p] |
|      | May[p] | 924        | 71                       | 32                 | 5                  | 22                                    | 96                  | 42  | 6  | 13                                   | 1,211  |       | Mai[p] |

Source: Department of Customs/Département des

*p: provisiona figures*

*- No visitors/residents were recorded for the reference month*

*r: revised figure*



**Table 5 : Visitors Arriving by Air Intended Length of Stay\***

**Tableau 5 : Arrivée des Visiteurs à longue durée de Séjour**

| Year | Month  | AVERAGE INTENDED LENGTH OF STAY / LA MOYENNE DE LONGUE DUREE DE SEJOUR |            |         | Année | Mois   |
|------|--------|--|------------|---------|-------|--------|
|      |        | Port Vila  | Luganville | Vanuatu |       |        |
| 2019 |        | 10.4   | 13.4       | 11.9    | 2019  |        |
| 2020 |        | 2.8  | 1.5        | 3.1     | 2020  |        |
| 2021 |        | -  | -          | -       | 2021  |        |
| 2022 |        | 6.9  | -          | 6.9     | 2022  |        |
| 2023 |        | 10.1   | 8.4        | 11.2    | 2023  |        |
| 2019 | May    | 11.7   | 19.2       | 15.5    | 2019  | Mai    |
| 2020 | May    | -  | -          | -       | 2020  | Mai    |
| 2021 | May    | -  | -          | -       | 2021  | Mai    |
| 2022 | May    | -  | -          | -       | 2022  | Mai    |
| 2023 | May    | 9.0  | -          | 9.0     | 2023  | Mai    |
|      | Jun    | 12.1   | 20         | 16.1    |       | Juin   |
|      | Jul    | 9.7  | 12         | 10.8    |       | Juil   |
|      | Aug    | 8.8  | 12         | 10.3    |       | Août   |
|      | Sep    | 8.3  | 12         | 10.3    |       | Sep    |
|      | Oct    | 8.6  | 13         | 10.9    |       | Oct    |
|      | Nov    | 8.9  | 12         | 10.3    |       | Nov    |
|      | Dec    | 10.0   | 12         | 10.8    |       | Dec    |
| 2024 | Jan[p] | 9.0  | 23         | 15.9    | 2024  | Jan[p] |
|      | Feb[p] | 9.7  | 11         | 10.4    |       | Fév[p] |
|      | Mar[p] | 9  | 13         | 10.5    |       | Mar[p] |
|      | Apr[p] | 9  | 11         | 10.1    |       | Avr[p] |
|      | May[p] | 10   | -          | 10.3    |       | Mai[p] |

Source: Department of Customs/Département des douanes

p: provisional figures

**Table 6 : Visitors Arriving by Air Average Age**  
**Tableau 6 : Arrivée des Visiteurs par Age moyen**

| Year | Month  | AVERAGE AGE OF VISITORS / L'AGE MOYEN DES VISITEURS |            |         | Année | Mois   |
|------|--------|---|------------|---------|-------|--------|
|      |        | Port Vila   | Luganville | Vanuatu |       |        |
| 2019 |        | 39.10   | 42.47      | 40.79   | 2019  |        |
| 2020 |        | 9.88  | 3.09       | 9.95    | 2020  |        |
| 2021 |        | -   | -          | -       | 2021  |        |
| 2022 |        | 3.48  | -          | 3.48    | 2022  |        |
| 2023 |        |   |            |         | 2023  |        |
| 2019 | May    | 41.3  | 44.5       | 42.9    | 2019  | Mai    |
| 2020 | May    | -   | -          | -       | 2020  | Mai    |
| 2021 | May    | -   | -          | -       | 2021  | Mai    |
| 2022 | May    | -   | -          | -       | 2022  | Mai    |
| 2023 | May    | 43.2  | -          | 43.2    | 2023  | Mai    |
|      | Jun    | 39.2  | 45.3       | 42.2    |       | Juin   |
|      | Jul    | 43.3  | 48.6       | 46.0    |       | Juil   |
|      | Aug    | 41.8  | 49.1       | 45.5    |       | Août   |
|      | Sep    | 39.9  | 47.1       | 45.5    |       | Sep    |
|      | Oct    | 42.3  | 56.7       | 49.5    |       | Oct    |
|      | Nov    | 42.9  | 44.5       | 43.7    |       | Nov    |
|      | Dec    | 37.7  | 39.0       | 38.4    |       | Déc    |
| 2024 | Jan[p] | 37.9  | 37.8       | 37.9    | 2024  | Jan[p] |
|      | Feb[p] | 43.6  | 48.0       | 45.8    |       | Feb[p] |
|      | Mar[p] | 41.5  | 44.1       | 42.8    |       | Mar[p] |
|      | Apr[p] | 39.9  | 44.6       | 42.3    |       | Avr[p] |
|      | May[p] | 39.9  | 44.6       | 42.3    |       | Mai[p] |

Source: Department of Customs/Département des douanes

p: provisional figures

**Table 7: Visitors travelling to Outer Islands, Vanuatu**

**Tableau 7: Les visiteurs en voyage d'Îles Extérieures, Vanuatu**

| Year | Month  | Tanna  | Santo  | Efate offshore Islands<br>Efate et les îles côtières | Pentecost Island<br>îles Pentecôte | Malekula<br>Malicolo | Ambrym | Other Islands<br>D'autres îles | TOTAL  | Année | Mois   |
|------|--------|--------|--------|--|------------------------------------|----------------------|--------|--------------------------------|--------|-------|--------|
| 2019 |        | 10,848 | 10,255 | 4,751  | 660                                | 899                  | 404    | 2,442                          | 30,259 | 2019  |        |
| 2020 |        | 2,283  | 2,489  | 634  | 64                                 | 205                  | 47     | 512                            | 6,234  | 2020  |        |
| 2021 |        | -      | -      | -  | -                                  | -                    | -      | -                              | -      | 2021  |        |
| 2022 |        | 1,656  | 2,439  | 1,423  | 42                                 | 150                  | 28     | 434                            | 6,172  | 2022  |        |
| 2023 |        | 3,762  | 4,821  | 1,820  | 131                                | 325                  | 109    | 945                            | 11,913 | 2023  |        |
| 2019 | May    | 922    | 950    | 352  | 153                                | 74                   | 50     | 201                            | 2,702  | 2019  | Mai    |
| 2020 | May    | 4      | 13     | -  | -                                  | 2                    | -      | 7                              | 26     | 2020  | Mai    |
| 2021 | May    | -      | -      | -  | -                                  | -                    | -      | -                              | -      | 2021  | Mai    |
| 2022 | May    | -      | -      | -  | -                                  | -                    | -      | -                              | -      | 2022  | Mai    |
| 2023 | May    | 224    | 351    | 107  | 17                                 | 23                   | 4      | 80                             | 806    | 2023  | Mai    |
|      | Jun    | 380    | 416    | 167  | 15                                 | 35                   | 18     | 67                             | 1,098  |       | Juin   |
|      | Jul    | 765    | 1,077  | 513  | 34                                 | 70                   | 29     | 251                            | 2,739  |       | Juil   |
|      | Aug    | 669    | 646    | 224  | 27                                 | 60                   | 18     | 165                            | 1,809  |       | Août   |
|      | Sep    | 195    | 260    | 56   | 8                                  | 19                   | 7      | 39                             | 584    |       | Sep    |
|      | Oct    | 243    | 279    | 97   | 9                                  | 16                   | 8      | 37                             | 689    |       | Oct    |
|      | Nov    | 229    | 218    | 116  | 5                                  | 20                   | 7      | 81                             | 676    |       | Nov    |
|      | Dec    | 133    | 187    | 76   | 6                                  | 13                   | 1      | 29                             | 445    |       | Déc    |
| 2024 | Jan[p] | na     | na     | na   | na                                 | na                   | na     | na                             | na     | 2024  | Jan[p] |
|      | Feb[p] | na     | na     | na   | na                                 | na                   | na     | na                             | na     |       | Fév[p] |
|      | Mar[p] | na     | na     | na   | na                                 | na                   | na     | na                             | na     |       | Mar[p] |
|      | Apr[p] | na     | na     | na   | na                                 | na                   | na     | na                             | na     |       | Avr[p] |
|      | May[p] | na     | na     | na   | na                                 | na                   | na     | na                             | na     |       | Mai[p] |

Source: Department of Customs/Département des douanes

Note: 1. Data on visitors travelling to outer islands is only available from May 2014

p: provisional figures

**Table 8: Visitors usual residence arrivals by purpose of visit**  
**Tableau 8: Visiteurs résidences habituelles arrivées par voie aérienne, par motif de visite**

| Country of Usual Residence<br>Pays de résidence habituelle | Visiting Friends and relatives<br>Visite d'amis et de parents |         | Holiday<br>Vacances |         | Business<br>Affaires |         | All Other<br>us les autres |         | Total Visitors |
|--|---|---------|---------------------|---------|----------------------|---------|----------------------------|---------|----------------|
|  |   | % share |                     | % share |                      | % share |                            | % share |                |
| Australia/Australie  | 39  | 3%      | 1045                | 86%     | 42                   | 3%      | 86                         | 7%      | 1,212          |
| China/Chine  | 21  | 14%     | 100                 | 65%     | 8                    | 5%      | 24                         | 16%     | 153            |
| Europe/L'europe  | 42  | 8%      | 408                 | 77%     | 20                   | 4%      | 59                         | 11%     | 529            |
| Japan/Japon  | 1   | 2%      | 24                  | 57%     | 9                    | 21%     | 8                          | 19%     | 42             |
| New Caledonia/Nouvelle Calédonie                           | 0   | 0       | 0                   | 0       | 0                    | 0       | 0                          | 0       | 0              |
| New Zealand/Nouvelle Zélande                               | 25  | 11%     | 125                 | 53%     | 47                   | 20%     | 40                         | 17%     | 237            |
| North America/ Amérique du Nord                            | 32  | 17%     | 115                 | 61%     | 28                   | 15%     | 14                         | 7%      | 189            |
| Other countries/Autres pays                                | 3   | 2%      | 71                  | 57%     | 21                   | 17%     | 30                         | 24%     | 125            |
| Other Pacific countries/ Autres pays du Pacifique          | 27  | 11%     | 52                  | 22%     | 106                  | 45%     | 50                         | 21%     | 235            |
| <b>Total Visitors</b>                                      | <b>190</b>  |         | <b>1,940</b>        |         | <b>281</b>           |         | <b>311</b>                 |         | <b>2,722</b>   |

Source: Department of Customs/Département des douanes