



## STATISTICS UPDATE: INTERNATIONAL VISITORS ARRIVALS

### 1. Contents

Page

|  |      |
|--|------|
| 1. Overview.....   | 1    |
| 2. Purpose of visit(For visitors arriving by air).....                 | 2    |
| 3. Country of usual residence (for visitors arriving by air).....      | 2    |
| 4. Average intended length of stay (for visitors arriving by air)..... | 3    |
| 5. Average intended length of stay (for visitors by sea).....          | 3    |
| 6. Average age of visitors (arriving by air).....                      | 3    |
| 7. Share of visitors to outer islands.....                             | 3    |
| 8. Summary visitors to outer islands by Province.....                  | 4    |
| Province.....  | 4    |
| Tables.....  | 6-13 |

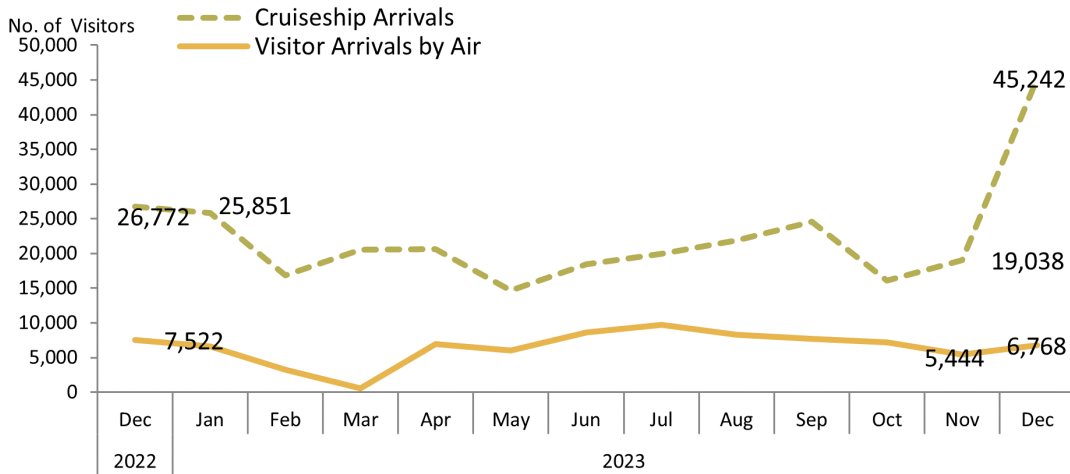
### 1. December 2023 highlights

- Total arrivals by air in December 2023 stood at **6,994**.
- Residents arrival makes up **3%** and visitor arrivals make up **97%** of the total arrivals by air.
- Holiday visitors represent **84%** of all air arrivals.
- Visitors residing in Australia recorded the highest percent at **58%** of all air arrivals.
- The average length of stay for visitors is **11 days**.
- The average age of visitors is **38** Years.
- Out of all visitors arrivals by air, **7%** were able to visit outer islands with Santo being the highest destination visited at **42%** share.
- Day visitors at **45,088** in December 2023
- Total departures stood at **7,375** in December 2023. Residents represents **3%** of all departure and visitor's departure with **97%**.

### 2. Overview

- The total international arrival stood at 52,088 in which the total visitor's arrivals by air is 6,768. The increase was attributed to a slight increase in the number of air arrivals for holiday purposes by 28% when compared to the previous month.
- There were 16 cruise ships in Vanuatu in December 2023 carrying a total of 45,242 day visitors and 78 are visitor arrivals by yacht which makes up a total of 87% of visitors arriving by sea in December 2023.

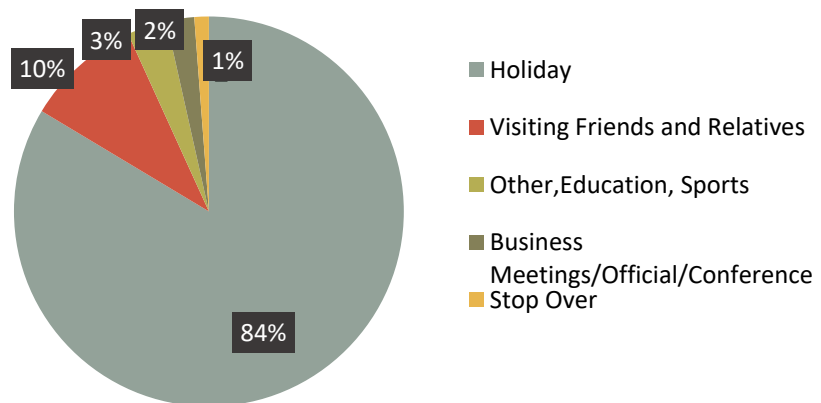
Figure 1: Visitor Arrivals by Air and Sea: December 2022 to December 2023



### 3. Purpose of visit

- Holiday visitors made up 84% of all international visitor arrivals to Vanuatu; followed by Visiting Friends and relatives at 10%, Other, Education and Sports at 3%, Business meetings or conferences at 2% and stop-over visitors at 1%.

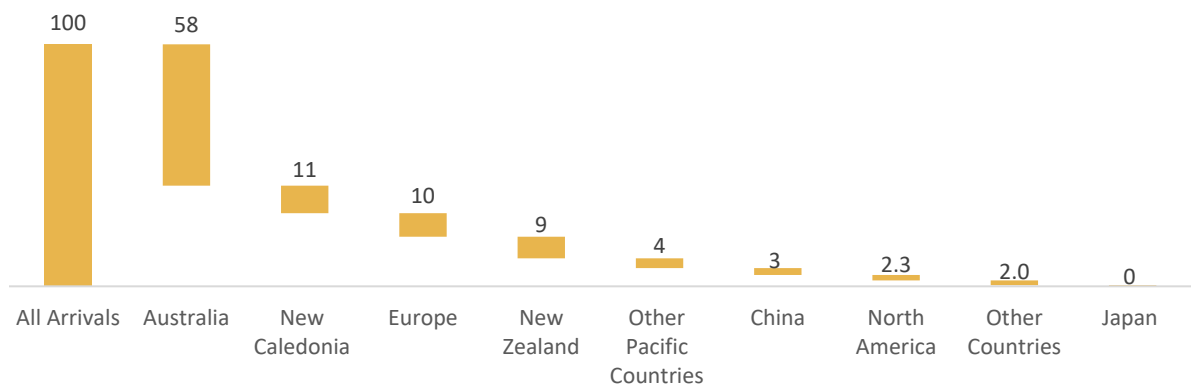
Figure 2: Percentage share of visitors by purpose of visit



### 4. Country of usual residence (for visitors arriving by air)

- Australian visitors accounted for 58% of all international visitors by air followed by New Caledonia at 11%, Europe at 10%, New Zealand at 9%, Other Pacific Countries at 4%, China at 3%, North America and Other Countries at 2% each and Japan with less than 1%.

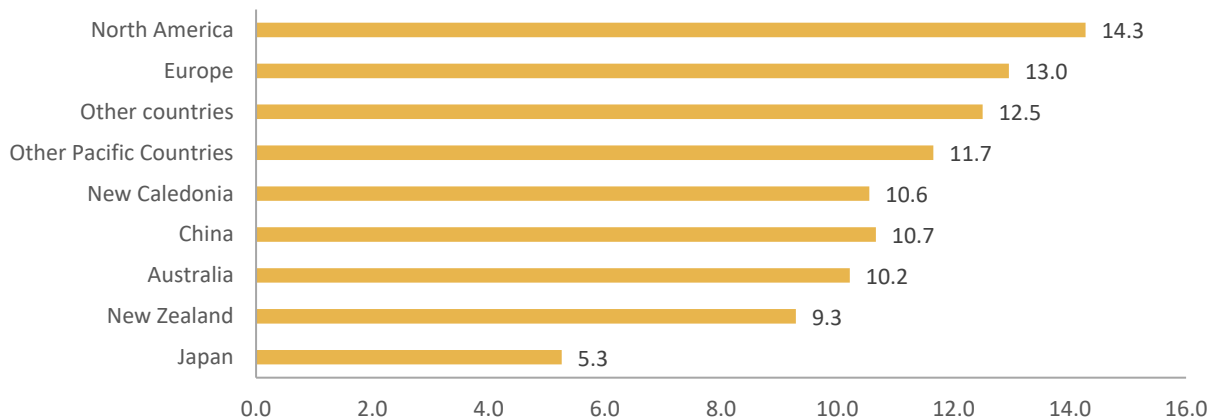
Figure 3: Percentage share of visitors by Country of Usual Residence



## 5. Average intended length of stay (for visitors arriving by air)

- International visitors by air spent an average of 11 days in Vanuatu. Visitors to Port Vila spent an average of 10 days and Luganville with 12 days.

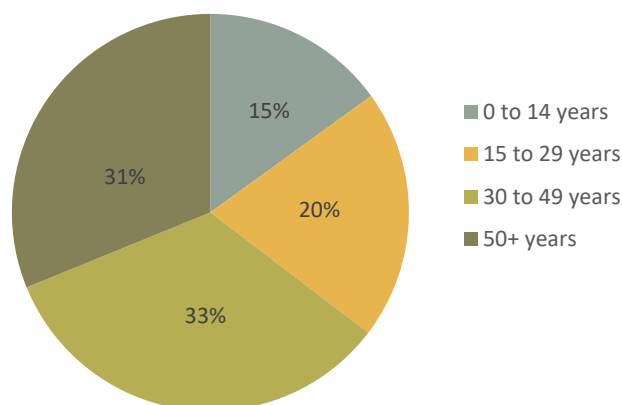
Figure 4: Average length of stay by country of usual residence



## 6. Average age of visitors (for visitors arriving by air)

- The average age for visitors travelling by air is 38 years old.
- This represents 33% of all visitors arriving to Vanuatu within the age group of 30 - 49 years old and 31% within the age group of 50+ years old.

Figure 5: Proportion of visitors by age group



## 7. Share of visitors to outer islands

- Santo received the highest number of visitors at 42%, followed by visitors to Tanna Island at 30%. (see table 7)

## 8. Summary visitors to outer islands<sup>1</sup>, by province

- Sanma received the highest number of visitors at 46%, followed by Tafea province at 33%.
- Visitors who travelled to outer islands spent an average of 9 days.

<sup>1</sup> Data on visitors travelling to outer islands is only available from July 2014

Figure 6: Proportion of visitors to provinces

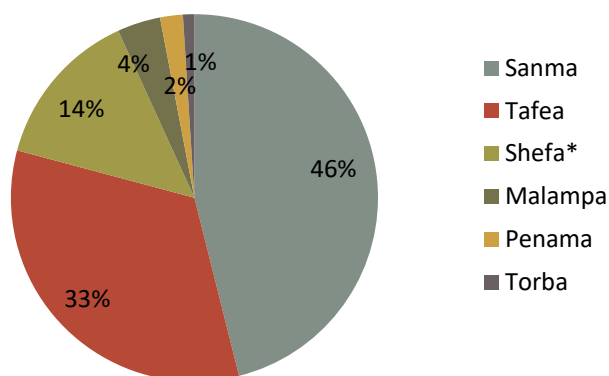


Figure 7: Summary of visitors to other provinces by country of usual residence

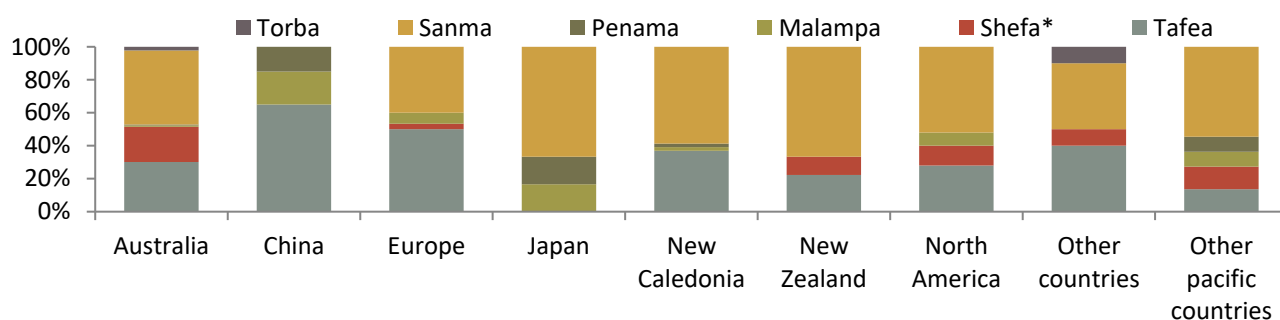


Table 1: Visitors to outer islands, by province

| Year | Month | Province |       |        |         |        |       | TOTAL |
|------|-------|----------|-------|--------|---------|--------|-------|-------|
|      |       | Torba    | Sanma | Penama | Malampa | Shefa* | Tafea |       |
| 2023 | Oct   | 18       | 295   | 10     | 26      | 77     | 263   | 689   |
| 2023 | Nov   | 4        | 286   | 9      | 29      | 92     | 256   | 676   |
| 2023 | Dec   | 6        | 205   | 8      | 16      | 61     | 149   | 445   |

Table 2: The average length of stay (nights spend) for visitors travelling to outer islands, by province

| Year | Month | Province |       |        |         |        |       | TOTAL |
|------|-------|----------|-------|--------|---------|--------|-------|-------|
|      |       | Torba    | Sanma | Penama | Malampa | Shefa* | Tafea |       |
| 2023 | Oct   | 3.3      | 6.9   | 5.2    | 4.1     | 5.2    | 3.4   | 5     |
| 2023 | Nov   | 10.1     | 5.6   | 14.1   | 7.1     | 6.1    | 3.7   | 8     |
| 2023 | Dec   | 19.6     | 6.6   | 13.2   | 3.5     | 6.5    | 3.9   | 9     |

Table 3: The proportion of visitors to other provinces by Country of usual residence

| Country of Usual Residence | Province |       |        |         |        |       | Total |
|----------------------------|----------|-------|--------|---------|--------|-------|-------|
|                            | Torba    | Sanma | Penama | Malampa | Shefa* | Tafea |       |
| Australia                  | 2%       | 45%   | 0%     | 1%      | 21%    | 30%   | 229   |
| China                      | 0%       | 0%    | 15%    | 20%     | 0%     | 65%   | 20    |
| Europe                     | 0%       | 40%   | 0%     | 7%      | 3%     | 50%   | 60    |
| Japan                      | 0%       | 67%   | 17%    | 17%     | 0%     | 0%    | 6     |
| New Caledonia              | %        | 59%   | 2%     | 2%      | 0%     | 37%   | 46    |
| New Zealand                | 0%       | 67%   | 0%     | 0%      | 11%    | 22%   | 27    |
| North America              | 0%       | 52%   | 0%     | 8%      | 12%    | 28%   | 25    |
| Other countries            | 10%      | 40%   | 0%     | 0%      | 10%    | 40%   | 10    |
| Other pacific countries    | 4%       | 55%   | 9%     | 9%      | 14%    | 14%   | 22    |

\*Exclude Efate Island

## DATA SOURCE AND REVISIONS

All International arrival and departure statistics by air provided in this report is sourced from the passenger processing module within ASYCUDA World system and also completed Arrival and Departure cards from the Department of Customs. Cruise ship figures are also supplied by the Department of Customs through the Passenger processing module.

The Vanuatu Bureau of Statistics is releasing monthly provisional international visitor arrivals highlighted in the tables from January 2019 onwards. This will allow for anomalies and consistency checks with the Department of Customs and Inland Revenue (DCIR) before release of actual figures in Quarterly or Annual Statistical Indicator report.

## NEXT UPDATE (MONTHLY)RELEASE DATE

January 2024


12<sup>th</sup> April 2024

## PROVINCIAL STATISTICS OFFICES

Sanma Office  
PO Box 273  
Luganville, SANTO  
Tel/Fax: (678) 33755  
Voip: 6330

Tafea Office  
MFEM Building, Isangel  
Ph (678) 88014  
Ext/voip 8361

Malampa Office  
MFEM Building  
Lakatoro, Malekula  
Ph (678) 48400



**Table 1 : Summary of Overseas Migration****Tableau 1 : Résumé des échanges migratoires avec l'extérieur**

| Year | Month  | ARRIVALS / ARRIVEES    |                       |                        |                       |                        |                       | DEPARTURES / DEPARTURES |                      |                       |                       |                       |                       | Arrivals |         | Cruiseship<br>Arrivals/<br>Croisiéristes | Total<br>Visitors | Année | Mois   |
|------|--------|------------------------|-----------------------|------------------------|-----------------------|------------------------|-----------------------|-------------------------|----------------------|-----------------------|-----------------------|-----------------------|-----------------------|----------|---------|--|-------------------|-------|--------|
|      |        | PORT VILA              |                       | LUGANVILLE             |                       | TOTAL                  |                       | PORT VILA               |                      | LUGANVILLE            |                       | TOTAL                 |                       | Yacht    | Voilier |  |                   |       |        |
|      |        | Residents<br>Résidents | Visitors<br>Visiteurs | Residents<br>Résidents | Visitors<br>Visiteurs | Residents<br>Résidents | Visitors<br>Visiteurs | Resident<br>Résidents   | Visitor<br>Visiteurs | Resident<br>Résidents | Visitors<br>Visiteurs | Resident<br>Résidents | Visitors<br>Visiteurs |          |         |  |                   |       |        |
| 2018 |        | 28,426                 | 111,296               | 510                    | 4,338                 | 28,936                 | 115,634               | 28,160                  | 120,736              | 231                   | 3,840                 | 28,391                | 124,576               | -        |         | 234,567                                  | 350,201           | 2018  |        |
| 2019 |        | 34,575                 | 117,154               | 326                    | 3,474                 | 34,901                 | 120,628               | 35,876                  | 142,012              | 529                   | 3,303                 | 36,405                | 145,315               | -        |         | 135,357                                  | 255,985           | 2019  |        |
| 2020 |        | 10,392                 | 21,764                | 17                     | 201                   | 10,409                 | 21,965                | 9,122                   | 28,095               | 253                   | 39                    | 9,375                 | 28,134                | -        |         | 60,401                                   | 82,366            | 2020  |        |
| 2021 |        | 3,495                  | -                     | -                      | -                     | 3,495                  | -                     | 8,964                   | -                    | -                     | -                     | 8,964                 | -                     | -        |         | -  | -                 | 2021  |        |
| 2022 |        | 18,547                 | 30,374                | -                      | -                     | 18,547                 | 30,374                | 18,172                  | 27,637               | -                     | 12                    | 18,172                | 27,637                | 158      |         | 34,554                                   | 65,086            | 2022  |        |
| 2018 | Dec    | 3,710                  | 10,221                | 7                      | 247                   | 3,717                  | 10,468                | 2,006                   | 10,034               | 18                    | 148                   | 2,024                 | 10,182                | -        |         | 17,321                                   | 27,789            | 2018  | Déc    |
| 2019 | Dec    | 4,602                  | 12,084                | 70                     | 397                   | 4,672                  | 12,481                | 3,082                   | 9,854                | 258                   | 212                   | 3,340                 | 10,066                | -        |         | 23,900                                   | 36,381            | 2019  | Déc    |
| 2020 | Dec    | 506                    | -                     | -                      | -                     | 506                    | -                     | 337                     | 53                   | -                     | -                     | 337                   | 53                    | -        |         | -  | -                 | 2022  | Déc    |
| 2021 | Dec    | 353                    | -                     | -                      | -                     | 353                    | -                     | 353                     | -                    | -                     | -                     | 353                   | -                     | -        |         | -  | -                 | 2021  | Déc    |
| 2022 | Dec    | 3,409                  | 7,522                 | -                      | -                     | 3,409                  | 7,522                 | 2,788                   | 6,076                | -                     | -                     | 2,788                 | 6,076                 | -        |         | 26,772                                   | 34,294            |       | Déc    |
| 2023 | Jan    | 1,703                  | 6,598                 | -                      | -                     | 1,703                  | 6,598                 | 2,047                   | 9,307                | -                     | -                     | 2,047                 | 9,307                 | 6        |         | 25,851                                   | 32,455            | 2023  | Jan    |
|      | Feb    | 1,635                  | 3,239                 | -                      | -                     | 1,635                  | 3,239                 | 3,121                   | 4,357                | -                     | -                     | 3,121                 | 4,357                 | 39       |         | 16,827                                   | 20,105            |       | Fév    |
|      | Mar[p] | 239                    | 551                   | -                      | -                     | 239                    | 551                   | 1,219                   | 1,505                | -                     | -                     | 1,219                 | 1,505                 | -        |         | 20,541                                   | 21,092            |       | Mar[p] |
|      | Apr    | 2,619                  | 6,898                 | -                      | -                     | 2,619                  | 6,898                 | 2,338                   | 7,045                | -                     | -                     | 2,338                 | 7,045                 | 43       |         | 20,610                                   | 27,551            |       | Avr    |
|      | May    | 4,168                  | 5,992                 | -                      | -                     | 4,168                  | 5,992                 | 2,502                   | 7,395                | -                     | -                     | 2,502                 | 7,395                 | 72       |         | 14,666                                   | 20,730            |       | Mai    |
|      | June   | 3,247                  | 8,429                 | 91                     | 223                   | 3,338                  | 8,652                 | 2,164                   | 7,883                | 23                    | 153                   | 2,187                 | 8,036                 | 121      |         | 18,408                                   | 27,181            |       | Juin   |
|      | July   | 2,596                  | 9,443                 | 39                     | 255                   | 2,635                  | 9,698                 | 2,340                   | 11,106               | 13                    | 292                   | 2,353                 | 11,398                | 118      |         | 19,906                                   | 29,722            |       | Juil   |
|      | Aug    | 2,570                  | 8,158                 | 28                     | 108                   | 2,598                  | 8,266                 | 2,119                   | 9,469                | 18                    | 137                   | 2,137                 | 9,606                 | 191      |         | 21,849                                   | 30,306            |       | Aoû    |
|      | Sep[p] | 652                    | 7,398                 | 39                     | 296                   | 691                    | 7,694                 | 392                     | 8,649                | 26                    | 164                   | 418                   | 8,813                 | 121      |         | 24,521                                   | 32,336            |       | Sep[p] |
|      | Oct[p] | 310                    | 6,977                 | 44                     | 222                   | 354                    | 7,199                 | 224                     | 8,220                | 2                     | 116                   | 226                   | 8,336                 | 161      |         | 16,119                                   | 23,479            |       | Oct[p] |
|      | Nov[p] | 347                    | 5,172                 | 41                     | 272                   | 388                    | 5,444                 | 116                     | 6,398                | 9                     | 45                    | 125                   | 6,443                 | 78       |         | 19,038                                   | 24,560            |       | Nov[p] |
|      | Dec[p] | 158                    | 6,447                 | 68                     | 321                   | 226                    | 6,768                 | 170                     | 6,816                | 65                    | 324                   | 235                   | 7,140                 | 78       |         | 45,242                                   | 52,088            |       | Déc[p] |

Source: Department of Customs/Département des douanes

- No visitors/residents were recorded for the reference month

p: provisiona figures

**Table 2 : Visitor Arrivals by Purpose of Visit**  
**Tableau 2 : Arrivées de visiteurs selon le motif du voyage**

| Year | Month  | <u>VISITORS/VISITEURS</u> |   |   |                     |   | Total<br>Visitors<br>Visiteurs global | Année | Mois   |
|------|--------|---------------------------|---|---|---------------------|---|---------------------------------------|-------|--------|
|      |        | Holidays<br>Vacances      | Visiting Friends and<br>relatives<br>Visite à des amis et à<br>la famille | Business, Meetings/<br>Conferences<br>Affaires, réunions ou<br>conférence | Stop Over<br>Escale | Others, Education,<br>sports<br>Autres, education,<br>sport |                                       |       |        |
| 2018 |        | 91,726                    | 8,616   | 7,552   | 645                 | 7,095   | 115,634                               | 2018  |        |
| 2019 |        | 95,849                    | 8,764   | 8,059   | 524                 | 7,432   | 120,628                               | 2019  |        |
| 2020 |        | 17,166                    | 1,445   | 1,085   | 448                 | 1,821   | 21,965                                | 2020  |        |
| 2021 |        | -                         | -   | -   | -                   | -   | -                                     | 2021  |        |
| 2022 |        | 23,859                    | 3,202   | 1,757   | 204                 | 1,352   | 30,374                                | 2022  |        |
| 2018 | Dec    | 8,808                     | 957   | 417   | 55                  | 231   | 10,468                                | 2018  | Déc    |
| 2019 | Dec    | 10,411                    | 1,032   | 467   | 151                 | 420   | 12,481                                | 2019  | Déc    |
| 2020 | Dec    | -                         | -   | -   | -                   | -   | -                                     | 2020  | Déc    |
| 2021 | Dec    | -                         | -   | -   | -                   | -   | -                                     | 2021  | Déc    |
| 2022 | Dec    | 6,035                     | 1,030   | 233   | 45                  | 179   | 7,522                                 | 2022  | Déc    |
| 2023 | Jan    | 5,919                     | 349   | 95  | 91                  | 144   | 6,598                                 | 2023  | Jan    |
|      | Feb    | 2,576                     | 214   | 163   | 64                  | 222   | 3,239                                 |       | Fév    |
|      | Mar[p] | 352                       | 51  | 79  | -                   | 69  | 551                                   |       | Mar[p] |
|      | Apr    | 6,128                     | 310   | 89  | 29                  | 342   | 6,898                                 |       | Avr    |
|      | May    | 5,178                     | 207   | 355   | 17                  | 235   | 5,992                                 |       | Mai    |
|      | Jun    | 7,720                     | 357   | 265   | 68                  | 242   | 8,652                                 |       | Juin   |
|      | Jul    | 8,534                     | 375   | 247   | 74                  | 468   | 9,698                                 |       | Juil   |
|      | Aug    | 7,085                     | 308   | 390   | 93                  | 390   | 8,266                                 |       | Août   |
|      | Sep[p] | 6,750                     | 332   | 303   | 73                  | 236   | 7,694                                 |       | Sep[p] |
|      | Oct[p] | 6,148                     | 355   | 300   | 94                  | 302   | 7,199                                 |       | Oct[p] |
|      | Nov[p] | 4,431                     | 360   | 264   | 57                  | 332   | 5,444                                 |       | Nov[p] |
|      | Dec[p] | 5,657                     | 652   | 155   | 82                  | 222   | 6,768                                 |       | Déc[p] |

Source: Department of Customs/Département des douanes

- No visitors/residents were recorded for the reference month

**Table 3 : Visitor Arrivals by Usual Country of Residence**  
**Tableau 3 : Arrivées des visiteurs par pays de résidence habituelle**

| Year | Month  | Australia | New Zealand      | New Caledonia      | Other Pacific Countries  | Europe | North America    | Japan | China | Other Countries | TOTAL   | Année | Mois   |
|------|--------|-----------|------------------|--------------------|--------------------------|--------|------------------|-------|-------|-----------------|---------|-------|--------|
|      |        | Australie | Nouvelle-Zélande | Nouvelle-Calédonie | Autres Pays du Pacifique |        | Amérique du Nord | Japon | Chine | Autres pays     |         |       |        |
| 2018 |        | 60,616    | 13,432           | 15,105             | 6,545                    | 8,023  | 3,347            | 963   | 4,007 | 3,596           | 115,634 | 2018  |        |
| 2019 |        | 63,122    | 15,085           | 14,738             | 6,560                    | 8,992  | 3,120            | 1,107 | 4,671 | 3,233           | 120,628 | 2019  |        |
| 2020 |        | 11,248    | 1,819            | 3,778              | 1,241                    | 1,728  | 692              | 171   | 680   | 608             | 21,965  | 2020  |        |
| 2021 |        | -         | -                | -                  | -                        | -      | -                | -     | -     | -               | -       | 2021  |        |
| 2022 |        | 17,460    | 4,124            | 3,224              | 1,613                    | 1,981  | 761              | 118   | 406   | 686             | 30,373  | 2022  |        |
| 2018 | Dec    | 6,146     | 1,067            | 1,485              | 451                      | 504    | 209              | 84    | 318   | 204             | 10,468  | 2018  | Dec    |
| 2019 | Dec    | 6,921     | 1,330            | 1,673              | 514                      | 995    | 263              | 150   | 368   | 267             | 12,481  | 2019  | Dec    |
| 2020 | Dec    | -         | -                | -                  | -                        | -      | -                | -     | -     | -               | -       | 2020  | Dec    |
| 2021 | Dec    | -         | -                | -                  | -                        | -      | -                | -     | -     | -               | -       | 2021  | Déc    |
| 2022 | Dec    | 4,609     | 717              | 1,153              | 293                      | 321    | 147              | 22    | 107   | 153             | 7,522   | 2022  | Déc    |
| 2023 | Jan    | 3,835     | 471              | 1,163              | 199                      | 592    | 142              | 32    | 64    | 100             | 6,598   | 2023  | Jan    |
|      | Feb    | 1,536     | 152              | 518                | 182                      | 430    | 139              | 25    | 142   | 115             | 3,239   |       | Fév    |
|      | Mar[p] | 357       | 36               | 45                 | 15                       | 43     | 10               | 4     | 27    | 14              | 551     |       | Mar[p] |
|      | Apr    | 4,272     | 669              | 566                | 275                      | 604    | 166              | 47    | 162   | 137             | 6,898   |       | Avr    |
|      | May    | 3,540     | 545              | 361                | 341                      | 652    | 202              | 40    | 160   | 151             | 5,992   |       | Mai    |
|      | Jun    | 5,381     | 973              | 624                | 289                      | 647    | 280              | 26    | 213   | 219             | 8,652   |       | Juin   |
|      | Jul    | 5,705     | 1,516            | 436                | 386                      | 975    | 196              | 51    | 226   | 207             | 9,698   |       | Juil   |
|      | Aug    | 4,083     | 1,493            | 481                | 360                      | 1,070  | 179              | 105   | 287   | 208             | 8,266   |       | Aoû    |
|      | Sep[p] | 5,178     | 838              | 310                | 271                      | 512    | 155              | 98    | 222   | 110             | 7,694   |       | Sep[p] |
|      | Oct[p] | 4,324     | 691              | 632                | 339                      | 631    | 179              | 37    | 199   | 167             | 7,199   |       | Oct[p] |
|      | Nov[p] | 3,067     | 548              | 442                | 248                      | 583    | 191              | 34    | 164   | 167             | 5,444   |       | Nov[p] |
|      | Dec[p] | 3,954     | 604              | 769                | 272                      | 660    | 154              | 29    | 190   | 136             | 6,768   |       | Déc[p] |

Source: Department of Customs/Département des douanes

- No visitors/residents were recorded for the reference month



**Table 4 : Overseas Arrivals of Residents by Nationality**

**Tableau 4 : Arrivées des résidents par nationalité**

| Year | Month  | Ni-Vanuatu | Australian<br>Australien | French<br>Français | British<br>Anglais | New<br>Zealander<br>Néo-<br>Zélandais | Asian<br>Asiatiques | Pacific<br>Islanders<br>Autres pays<br>du Pacifique | North<br>Americans<br>Américain<br>du Nord | Other<br>countries<br>Autres<br>pays | TOTAL   | Année | Mois    |
|------|--------|------------|--------------------------|--------------------|--------------------|---------------------------------------|---------------------|---|--|--------------------------------------|---------|-------|---------|
| 2018 |        | 23,610     | 1,919                    | 750                | 97                 | 591                                   | 875                 | 593   | 273  | 228                                  | 28,936  | 2018  |         |
| 2019 |        | 26,317     | 2,344                    | 884                | 329                | 780                                   | 2,809               | 665   | 409  | 364                                  | 34,901  | 2019  |         |
| 2020 |        | 8,374      | 719                      | 285                | 42                 | 243                                   | 283                 | 273   | 87   | 103                                  | 10,409  | 2020  |         |
| 2021 |        | 2,659      | 343                      | 63                 | 10                 | 79                                    | 210                 | 67  | 17   | 47                                   | 3,495   | 2021  |         |
| 2022 |        | 15,012     | 1,501                    | 381                | 89                 | 297                                   | 562                 | 392   | 152  | 155                                  | 18,541  | 2022  |         |
| 2018 | Dec    | 3,391      | 102                      | 47                 | 5                  | 32                                    | 61                  | 34  | 27   | 18                                   | 3,717   | 2018  | Déc     |
| 2019 | Dec    | 4,097      | 230                      | 55                 | 11                 | 71                                    | 86                  | 58  | 36   | 28                                   | 4,672   | 2019  | Déc     |
| 2020 | Dec    | 449        | 23                       | 15                 | 2                  | 3                                     | 10                  | 2   | 0  | 2                                    | 506     | 2020  | Déc     |
| 2021 | Dec    | 314        | 4                        | 5                  | 2                  | 14                                    | 1                   | 5   | 0  | 8                                    | 353     | 2021  | Déc     |
| 2022 | Dec    | 2,896      | 166                      | 52                 | 20                 | 45                                    | 93                  | 75  | 30   | 32                                   | 3,409   | 2022  | Déc     |
| 2023 | Jan    | 1,484      | 87                       | 25                 | 2                  | 24                                    | 37                  | 33  | 7  | 4                                    | 1,703   | 2023  | Jan     |
|      | Feb    | 1,446      | 53                       | 30                 | 5                  | 16                                    | 31                  | 32  | 5  | 17                                   | 1,635   |       | Fév     |
|      | Mar[p] | 172        | 21                       | 13                 | 1                  | 5                                     | 15                  | 4   | 4  | 4                                    | 239     |       | Mar[p]  |
|      | Apr    | 2,345      | 102                      | 19                 | 3                  | 25                                    | 82                  | 24  | 10   | 8                                    | 2,618   |       | Avr     |
|      | May    | 3,776      | 127                      | 46                 | 8                  | 36                                    | 115                 | 28  | 9  | 23                                   | 4,168   |       | Mai     |
|      | Jun    | 3,033      | 118                      | 29                 | 2                  | 26                                    | 82                  | 26  | 7  | 15                                   | 3,338   |       | Juin    |
|      | Jul    | 2,333      | 116                      | 20                 | 2                  | 27                                    | 56                  | 50  | 12   | 17                                   | 2,633   |       | Juil    |
|      | Aug    | 2,300      | 106                      | 44                 | 0                  | 32                                    | 61                  | 22  | 13   | 20                                   | 2,598 r |       | Aoû     |
|      | Sep[p] | 529        | 72                       | 14                 | 3                  | 17                                    | 30                  | 14  | 8  | 4                                    | 691     |       | Sept[p] |
|      | Oct[p] | 131        | 91                       | 22                 | 1                  | 29                                    | 43                  | 20  | 11   | 6                                    | 354     |       | Oct[p]  |
|      | Nov[p] | 225        | 39                       | 16                 | 0                  | 48                                    | 32                  | 16  | 4  | 8                                    | 388     |       | Nov[p]  |
|      | Dec[p] | 133        | 40                       | 9                  | 2                  | 7                                     | 18                  | 10  | 2  | 5                                    | 226     |       | Déc[p]  |

Source: Department of Customs/Département d

*p: provisiona figures*

*- No visitors/residents were recorded for the reference month*

**Table 5 : Visitors Arriving by Air Intended Length of Stay\*****Tableau 5 : Arrivée des Visiteurs à longue durée de Séjour**

| Year | Month  | AVERAGE INTENDED LENGTH OF STAY / LA MOYENNE DE LONGUE DUREE DE SEJOUR |            |         | Année | Mois    |
|------|--------|--|------------|---------|-------|---------|
|      |        | Port Vila  | Luganville | Vanuatu |       |         |
| 2018 |        | 9.9  | 11.9       | 10.9    | 2018  |         |
| 2019 |        | 10.4   | 13.4       | 11.9    | 2019  |         |
| 2020 |        | 2.8  | 1.5        | 3.1     | 2020  |         |
| 2021 |        | -  | -          | -       | 2021  |         |
| 2022 |        | 6.9  | -          | 6.9     | 2022  |         |
| 2018 | Dec    | 7.6  | 11.8       | 9.7     | 2018  | Dec     |
| 2019 | Dec    | 11.5   | 16.8       | 14.1    | 2019  | Dec     |
| 2020 | Dec    | -  | -          | -       | 2020  | Dec     |
| 2021 | Dec    | -  | -          | -       | 2021  | Dec     |
| 2022 | Oct    | 11.5   | -          | 11.5    | 2022  | Oct     |
| 2022 | Nov    | 16.3   | -          | 16.3    | 2022  | Nov     |
|      | Dec    | 13.6   | -          | 13.6    |       | Déc     |
| 2023 | Jan    | 9.4  | -          | 9.4     | 2023  | Jan     |
|      | Feb    | 8.6  | -          | 8.6     |       | Fév     |
|      | Mar[p] | 15.1   | -          | 15.1    |       | Mar[p]  |
|      | Apr    | 12.9   | -          | 12.9    |       | Avr     |
|      | May    | 9.0  | -          | 9.0     |       | Mai     |
|      | Jun    | 12.1   | 20         | 16.1    |       | Juin    |
|      | Jul[p] | 9.7  | 12         | 10.8    |       | Juil[p] |
|      | Aug[p] | 8.8  | 12         | 10.3    |       | Août[p] |
|      | Sep[p] | 8.3  | 12         | 10.3    |       | Sep[p]  |
|      | Oct[p] | 8.6  | 13         | 10.9    |       | Oct[p]  |
|      | Nov[p] | 8.9  | 12         | 10.3    |       | Nov[p]  |
|      | Dec[p] | 10.0   | 12         | 10.8    |       | Dec[p]  |

Source: Department of Customs/Département des douanes

p: provisional figures

**Table 6 : Visitors Arriving by Air Average Age****Tableau 6 : Arrivée des Visiteurs par Age moyen**

| Year | Month  | AVERAGE AGE OF VISITORS / L'AGE MOYEN DES VISITEURS |            |         | Année | Mois   |
|------|--------|---|------------|---------|-------|--------|
|      |        | Port Vila   | Luganville | Vanuatu |       |        |
| 2018 |        | 38.89   | 43.22      | 41.05   | 2018  |        |
| 2019 |        | 39.10   | 42.47      | 40.79   | 2019  |        |
| 2020 |        | 9.88  | 3.09       | 9.95    | 2020  |        |
| 2021 |        | -   | -          | -       | 2021  |        |
| 2022 |        | 3.48  | -          | 3.48    | 2022  |        |
| 2018 | Dec    | 36.0  | 38.8       | 37.4    | 2018  | Déc    |
| 2019 | Dec    | 36.2  | 39.4       | 37.8    | 2019  | Déc    |
| 2020 | Dec    | -   | -          | -       | 2020  | Déc    |
| 2021 | Dec    | -   | -          | -       | 2021  | Déc    |
| 2022 | Dec    | 36.6  | -          | 36.6    | 2022  | Déc    |
| 2023 | Jan    | 36.3  | -          | 36.3    | 2023  | Jan    |
|      | Feb    | 42.6  | -          | 42.6    |       | Fév    |
|      | Mar[p] | 38.3  | -          | 38.3    |       | Mar[p] |
|      | Apr    | 38.7  | -          | 38.7    |       | Avr    |
|      | May    | 43.2  | -          | 43.2    |       | Mai    |
|      | Jun    | 39.2  | 45.3       | 42.2    |       | Juin   |
|      | Jul    | 43.3  | 48.6       | 46.0    |       | Juil   |
|      | Aug    | 41.8  | 49.1       | 45.5    |       | Août   |
|      | Sep[p] | 39.9  | 47.1       | 45.5    |       | Sep[p] |
|      | Oct[p] | 42.3  | 56.7       | 49.5    |       | Oct[p] |
|      | Nov[p] | 42.9  | 44.5       | 43.7    |       | Nov[p] |
|      | Dec[p] | 37.7  | 39.0       | 38.4    |       | Déc[p] |

Source: Department of Customs/Département des douanes

p: provisional figures

**Table 7: Visitors travelling to Outer Islands, Vanuatu**

**Tableau 7: Les visiteurs en voyage d'Îles Extérieures, Vanuatu**

| Year | Month  | Tanna  | Santo  | Efate offshore Islands<br>Efate et les îles côtières | Pentecost Island<br>îles Pentecôte | Malekula<br>Malicolo | Ambrym | Other Islands<br>D'autres îles | TOTAL  | Année | Mois   |
|------|--------|--------|--------|--|------------------------------------|----------------------|--------|--------------------------------|--------|-------|--------|
|      |        | 2018   |        | 11,258   | 10,349                             | 4,419                | 527    | 1,220                          | 874    |       |        |
| 2019 |        | 10,848 | 10,255 | 4,751  | 660                                | 899                  | 404    | 2,442                          | 30,259 | 2019  |        |
| 2020 |        | 2,283  | 2,489  | 634  | 64                                 | 205                  | 47     | 512                            | 6,234  | 2020  |        |
| 2021 |        | -      | -      | -  | -                                  | -                    | -      | -                              | -      | 2021  |        |
| 2022 |        | 1,656  | 2,439  | 1,423  | 42                                 | 150                  | 28     | 434                            | 6,172  | 2022  |        |
| 2018 | Dec    | 363    | 335    | 76   | 4                                  | 31                   | 7      | 60                             | 876    | 2018  | Dec    |
| 2019 | Dec    | 717    | 640    | 250  | 18                                 | 63                   | 26     | 133                            | 1,847  | 2019  | Dec    |
| 2020 | Dec    | -      | -      | -  | -                                  | -                    | -      | -                              | -      | 2020  | Dec    |
| 2021 | Dec    | -      | -      | -  | -                                  | -                    | -      | -                              | -      | 2021  | Dec    |
| 2022 | Dec    | 420    | 555    | 281  | 3                                  | 22                   | 3      | 96                             | 1,380  | 2022  | Déc    |
| 2023 | Jan    | 501    | 736    | 214  | 3                                  | 33                   | 5      | 92                             | 1,584  | 2023  | Jan    |
|      | Feb    | 191    | 301    | 62   | 2                                  | 9                    | 4      | 35                             | 604    |       | Fév    |
|      | Mar[p] | 83     | 153    | 79   | 3                                  | 7                    | -      | 19                             | 344    |       | Mar[p] |
|      | Apr    | 149    | 197    | 109  | 2                                  | 20                   | 8      | 50                             | 535    |       | Avr    |
|      | May    | 224    | 351    | 107  | 17                                 | 23                   | 4      | 80                             | 806    |       | Mai    |
|      | Jun    | 380    | 416    | 167  | 15                                 | 35                   | 18     | 67                             | 1,098  |       | Juin   |
|      | Jul    | 765    | 1,077  | 513  | 34                                 | 70                   | 29     | 251                            | 2,739  |       | Juil   |
|      | Aug    | 669    | 646    | 224  | 27                                 | 60                   | 18     | 165                            | 1,809  |       | Aoû    |
|      | Sep[p] | 195    | 260    | 56   | 8                                  | 19                   | 7      | 39                             | 584    |       | Sep[p] |
|      | Oct[p] | 243    | 279    | 97   | 9                                  | 16                   | 8      | 37                             | 689    |       | Oct[p] |
|      | Nov[p] | 229    | 218    | 116  | 5                                  | 20                   | 7      | 81                             | 676    |       | Nov[p] |
|      | Dec[p] | 133    | 187    | 76   | 6                                  | 13                   | 1      | 29                             | 445    |       | Déc[p] |

Source: Department of Customs/Département des douanes

Note: 1. Data on visitors travelling to outer islands is only available from May 2014

p: provisional figures

**Table 8: Visitors usual residence arrivals by purpose of visit****Tableau 8: Visiteurs résidences habituelles arrivées par voie aérienne, par motif de visite**

| Country of Usual Residence<br>Pays de résidence habituelle | Visiting Friends and relatives<br>Visite d'amis et de parents |         | Holiday<br>Vacances |         | Business<br>Affaires |         | All Other<br>us les autres |         | Total Visitors |
|--|---|---------|---------------------|---------|----------------------|---------|----------------------------|---------|----------------|
|  |   | % share |                     | % share |                      | % share |                            | % share |                |
| Australia/Australie  | 193   | 5%      | 3622                | 92%     | 44                   | 1%      | 95                         | 2%      | 3,954          |
| China/Chine  | 12  | 6%      | 164                 | 86%     | 5                    | 3%      | 9                          | 5%      | 190            |
| Europe/L'europe  | 119   | 18%     | 500                 | 75%     | 19                   | 3%      | 28                         | 4%      | 666            |
| Japan/Japon  | 2   | 7%      | 27                  | 93%     | 0                    | 0%      | 0                          | 0%      | 29             |
| New Caledonia/Nouvelle Calédonie                           | 152   | 20%     | 559                 | 73%     | 20                   | 3%      | 38                         | 5%      | 769            |
| New Zealand/Nouvelle Zélande                               | 82  | 14%     | 451                 | 75%     | 9                    | 1%      | 62                         | 10%     | 604            |
| North America/ Amérique du Nord                            | 18  | 12%     | 118                 | 77%     | 7                    | 5%      | 11                         | 7%      | 154            |
| Other countries/Autres pays                                | 6   | 5%      | 113                 | 87%     | 7                    | 5%      | 4                          | 3%      | 130            |
| Other pacific countries/ Autres pays du pacifique          | 74  | 27%     | 97                  | 36%     | 44                   | 16%     | 57                         | 21%     | 272            |
| <b>Total Visitors</b>                                      | <b>658</b>  |         | <b>5,651</b>        |         | <b>155</b>           |         | <b>304</b>                 |         | <b>6,768</b>   |

Source: Department of Customs/Département des douanes