

## STATISTICS UPDATE: INTERNATIONAL VISITORS ARRIVALS

### 1. Contents

|  | Page |
|--|------|
| 1. Overview.....   | 1    |
| 2. Purpose of visit(For visitors arriving by air).....                 | 2    |
| 3. Country of usual residence (for visitors arriving by air).....      | 2    |
| 4. Average intended length of stay (for visitors arriving by air)..... | 3    |
| 5. Average intended length of stay (for visitors by sea).....          | 3    |
| 6. Average age of visitors (arriving by air).....                      | 3    |
| 7. Share of visitors to outer islands.....                             | 3    |
| 8. Summary visitors to outer islands by Province.....                  | 4    |
| Province.....  | 4    |
| Tables.....  | 6-13 |

### The opening of border to international travels

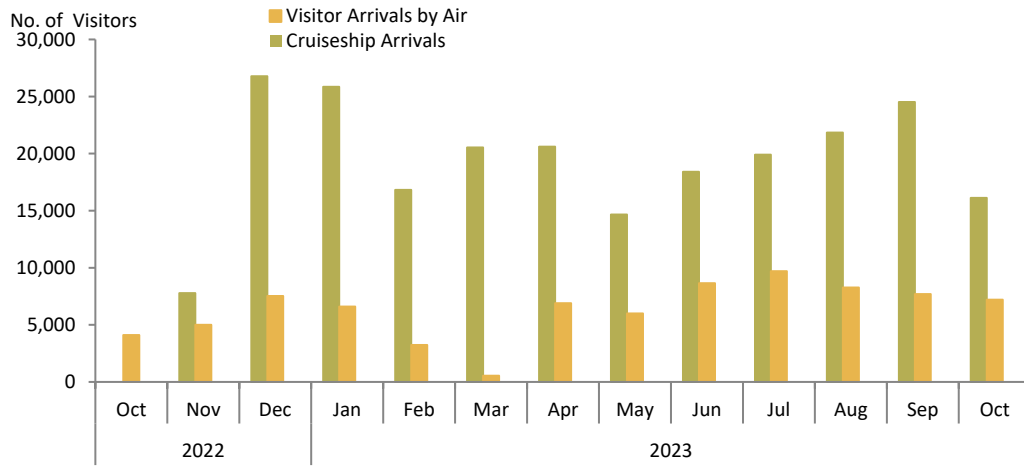
#### 1. October 2023 highlights

- Total arrivals by air in October 2023 stood at **7,553**.
- Residents arrival makes up **5%** and visitor arrivals make up **95%** of the total arrivals by air.
- Holiday visitors represent **85%** of all air arrivals.
- Visitors residing in Australia recorded the highest percent at **60%** of all air arrivals.
- The average length of stay for visitors is **11 days**.
- The average age of visitors is **50** Years.
- Out of all visitors arrivals by air, **10%** were able to visit outer islands with Santo being the highest destination visited at **40%** share.
- Day visitors at **16,119** in October 2023.
- Total departures are **8,562** in October 2023. Residents represents **3%** of all departure and visitor's departure with **97%**.

#### 2. Overview

- The total international arrival stood at 23,479 in which the total visitor's arrivals by air is 7,199 which is a decrease of 6% over the previous month. The decrease was attributed to a slight drop in the number of air arrivals for holiday purposes by 9% when compared to the previous month.
- There were 5 cruise ships in Vanuatu in October 2023 carrying a total of 16,119 day visitors and 161 are visitor arrivals by yacht which makes up a total of 69% of visitors arriving by sea in October 2023.

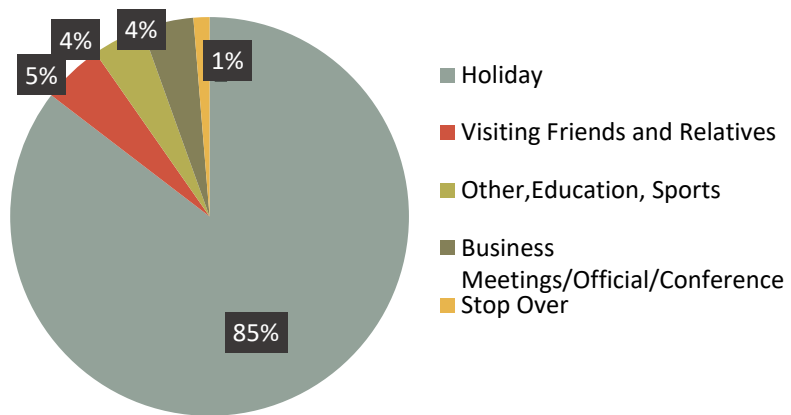
Figure 1: Visitor Arrivals by Air and Sea: October 2022 to October 2023



### 3. Purpose of visit

- Holiday visitors made up 85% of all international visitor arrivals to Vanuatu; followed by Visiting Friends and relatives at 5%, Business meetings or conferences and Other, Education and Sports at 4% each, and stop-over visitors at 1%.

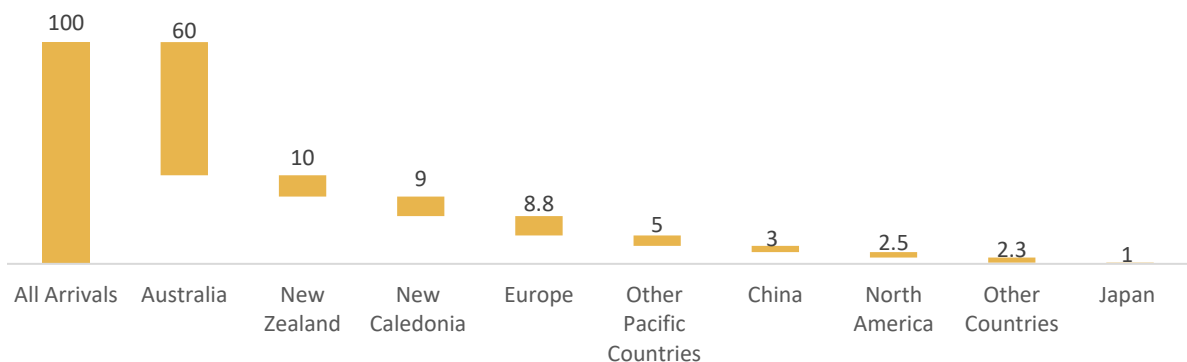
Figure 2: Percentage share of visitors by purpose of visit



### 4. Country of usual residence (for visitors arriving by air)

- Australian visitors accounted for 60% of all international visitors by air followed by New Zealand at 10%, New Caledonia and Europe at 9% each, Other Pacific Countries at 5%, China at 3%, North America and Other Countries at 2% each and Japan with 1%.

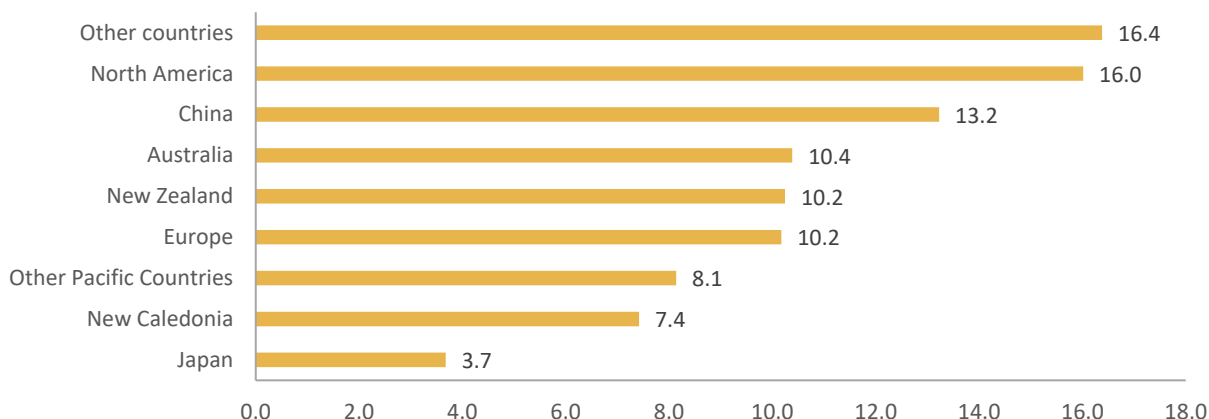
Figure 3: Percentage share of visitors by Country of Usual Residence



## 5. Average intended length of stay (for visitors arriving by air)

- International visitors by air spent an average of 11 days in Vanuatu. Port Vila represent an average of 9 days and Luganville with 13 days.

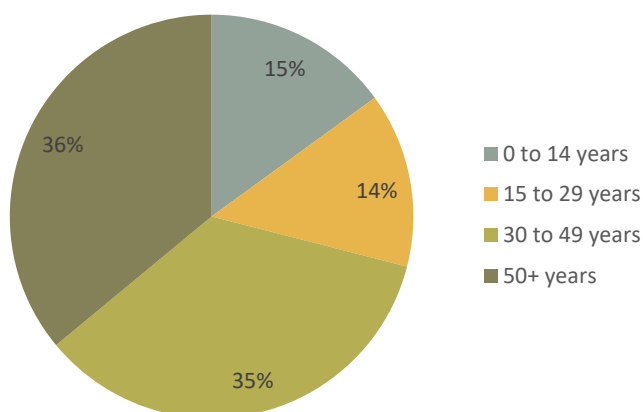
Figure 4: Average length of stay by country of usual residence



## 6. Average age of visitors (for visitors arriving by air)

- The average age for visitors travelling by air is 50 years old.
- This represents 35% of all visitors arriving to Vanuatu within the age group of 30 - 49 years old and 36% within the age group of 50+ years old.

Figure 5: Proportion of visitors by age group



## 7. Share of visitors to outer islands

- Santo received the highest number of visitors at 40%; followed by visitors to Tanna Island at 35%. (see table 7)

## 8. Summary visitors to outer islands<sup>1</sup>, by province

- Sanma received the highest number of visitors at 43%, followed by Tafea province at 38%.
- Visitors who travelled to outer islands spent an average of 5 days.

<sup>1</sup> Data on visitors travelling to outer islands is only available from July 2014

Figure 6: Proportion of visitors to provinces

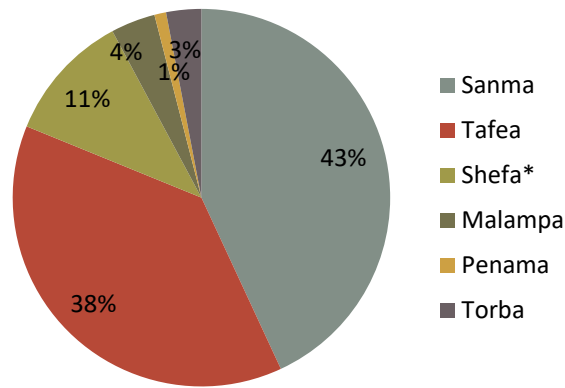


Figure 7: Summary of visitors to other provinces by country of usual residence

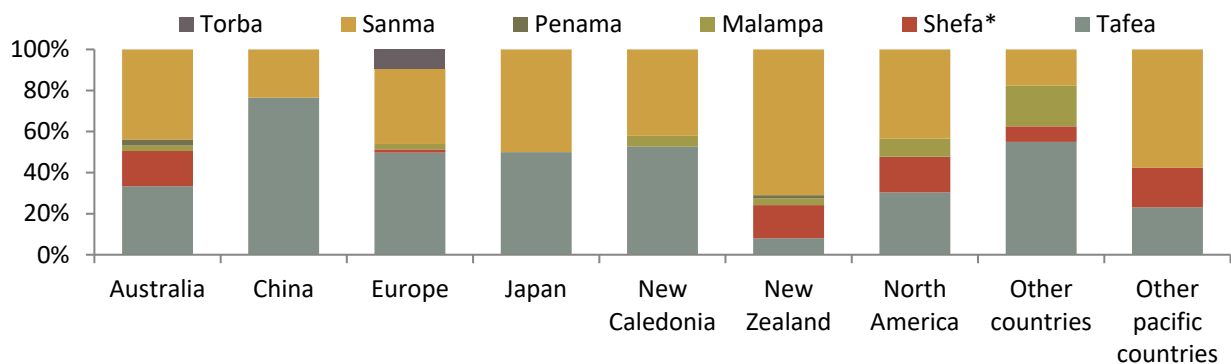


Table 1: Visitors to outer islands, by province

| Year | Month | Province |       |        |         |        |       | TOTAL |
|------|-------|----------|-------|--------|---------|--------|-------|-------|
|      |       | Torba    | Sanma | Penama | Malampa | Shefa* | Tafea |       |
| 2023 | Oct   | 18       | 295   | 10     | 26      | 77     | 263   | 689   |

Table 2: The average length of stay (nights spend) for visitors travelling to outer islands, by province

| Year | Month | Province |       |        |         |        |       | TOTAL |
|------|-------|----------|-------|--------|---------|--------|-------|-------|
|      |       | Torba    | Sanma | Penama | Malampa | Shefa* | Tafea |       |
| 2023 | Oct   | 3.3      | 6.9   | 5.2    | 4.1     | 5.2    | 3.4   | 5     |

Table 3: The proportion of visitors to other provinces by Country of usual residence

| Country of Usual Residence | Province |       |        |         |        |       | Total |
|----------------------------|----------|-------|--------|---------|--------|-------|-------|
|                            | Torba    | Sanma | Penama | Malampa | Shefa* | Tafea |       |
| Australia                  | 0%       | 44%   | 3%     | 3%      | 17%    | 33%   | 303   |
| China                      | 0%       | 24%   | 0%     | 0%      | 0%     | 76%   | 17    |
| Europe                     | 9%       | 37%   | 0%     | 3%      | 2%     | 50%   | 191   |
| Japan                      | 0%       | 50%   | 0%     | 0%      | 0%     | 50%   | 8     |
| New Caledonia              | 0%       | 42%   | 0%     | 5%      | 0%     | 53%   | 19    |
| New Zealand                | 0%       | 71%   | 2%     | 3%      | 16%    | 8%    | 62    |
| North America              | 0%       | 43%   | 0%     | 9%      | 17%    | 30%   | 23    |
| Other countries            | 0%       | 18%   | 0%     | 20%     | 8%     | 55%   | 40    |
| Other pacific countries    | 0%       | 58%   | 0%     | 0%      | 9%     | 23%   | 29    |

\*Exclude Efate Island

## DATA SOURCE AND REVISIONS

All International arrival and departure statistics by air provided in this report is sourced from the passenger processing module within ASYCUDA World system and also completed Arrival and Departure cards from the Department of Customs. Cruise ship figures are also supplied by the Department of Customs through the Passenger processing module.

The Vanuatu Bureau of Statistics is releasing monthly provisional international visitor arrivals highlighted in the tables from January 2019 onwards. This will allow for anomalies and consistency checks with the Department of Customs and Inland Revenue (DCIR) before release of actual figures in Quarterly or Annual Statistical Indicator report.

## NEXT UPDATE (MONTHLY)RELEASE DATE

November 2023

19<sup>th</sup> Feb 2024

## PROVINCIAL STATISTICS OFFICES

Sanma Office  
PO Box 273  
Luganville, SANTO  
Tel/Fax: (678) 33755  
Voip: 6330

Tafea Office  
MFEM Building, Isangel  
Ph (678) 88014  
Ext/voip 8361

Malampa Office  
MFEM Building  
Lakatoro, Malekula  
Ph (678) 48400



Mr. KAP Calo  
Chief Statistician

**Table 1 : Summary of Overseas Migration**  
**Tableau 1 : Résumé des échanges migratoires avec l'extérieur**

| Year | Month  | ARRIVALS / ARRIVEES    |                       |                        |                       |                        |                       | DEPARTURES / DEPARTURES |                      |                       |                      |                       |                      | Arrivals         |         | Cruiseship<br>Arrivals/<br>Croisiéristes | Total<br>Visitors | Année  | Mois |
|------|--------|------------------------|-----------------------|------------------------|-----------------------|------------------------|-----------------------|-------------------------|----------------------|-----------------------|----------------------|-----------------------|----------------------|------------------|---------|--|-------------------|--------|------|
|      |        | PORT VILA              |                       | LUGANVILLE             |                       | TOTAL                  |                       | PORT VILA               |                      | LUGANVILLE            |                      | TOTAL                 |                      | Yacht<br>Voilier |         |  |                   |        |      |
|      |        | Residents<br>Résidents | Visitors<br>Visiteurs | Residents<br>Résidents | Visitors<br>Visiteurs | Residents<br>Résidents | Visitors<br>Visiteurs | Resident<br>Résidents   | Visitor<br>Visiteurs | Resident<br>Résidents | Visitor<br>Visiteurs | Resident<br>Résidents | Visitor<br>Visiteurs |                  |         |  |                   |        |      |
| 2018 |        | 28,426                 | 111,296               | 510                    | 4,338                 | 28,936                 | 115,634               | 28,160                  | 120,736              | 231                   | 3,840                | 28,391                | 124,576              | -                | 234,567 | 350,201                                  | 2018              |        |      |
| 2019 |        | 34,575                 | 117,154               | 326                    | 3,474                 | 34,901                 | 120,628               | 35,876                  | 142,012              | 529                   | 3,303                | 36,405                | 145,315              | -                | 135,357 | 255,985                                  | 2019              |        |      |
| 2020 |        | 10,392                 | 21,764                | 17                     | 201                   | 10,409                 | 21,965                | 9,122                   | 28,095               | 253                   | 39                   | 9,375                 | 28,134               | -                | 60,401  | 82,366                                   | 2020              |        |      |
| 2021 |        | 3,495                  | -                     | -                      | -                     | 3,495                  | -                     | 8,964                   | -                    | -                     | -                    | 8,964                 | -                    | -                | -       | -  | 2021              |        |      |
| 2022 |        | 18,547                 | 30,374                | -                      | -                     | 18,547                 | 30,374                | 18,172                  | 27,637               | -                     | 12                   | 18,172                | 27,637               | 158              | 34,554  | 65,086                                   | 2022              |        |      |
| 2018 | Oct    | 2,116                  | 9,865                 | 50                     | 544                   | 2,166                  | 10,409                | 2,947                   | 12,945               | 15                    | 706                  | 2,962                 | 13,651               | -                | 16,114  | 26,523                                   | 2018              | Oct    |      |
| 2019 | Oct    | 3,090                  | 10,516                | 16                     | 364                   | 3,106                  | 10,880                | 3,818                   | 13,287               | 46                    | 260                  | 3,864                 | 13,547               | -                | 12,863  | 23,743                                   | 2019              | Oct    |      |
| 2020 | Oct    | 705                    | -                     | -                      | -                     | 705                    | -                     | 228                     | 22                   | -                     | -                    | 228                   | 22                   | -                | -       | -  | 2020              | Oct    |      |
| 2021 | Oct    | 319                    | -                     | -                      | -                     | 319                    | -                     | 747                     | -                    | -                     | -                    | 747                   | -                    | -                | -       | -  | 2021              | Oct    |      |
| 2022 | Oct    | 1,955                  | 4,104                 | -                      | -                     | 1,955                  | 4,104                 | 1,498                   | 5,098                | -                     | -                    | 1,498                 | 5,098                | -                | -       | 4,104                                    |                   | Oct    |      |
|      | Nov    | 2,444                  | 4,999                 | -                      | -                     | 2,444                  | 4,999                 | 4,283                   | 5,233                | -                     | -                    | 4,283                 | 5,233                | -                | 7,782   | 12,781                                   |                   | Nov    |      |
|      | Dec    | 3,409                  | 7,522                 | -                      | -                     | 3,409                  | 7,522                 | 2,788                   | 6,076                | -                     | -                    | 2,788                 | 6,076                | -                | 26,772  | 34,294                                   |                   | Déc    |      |
| 2023 | Jan    | 1,703                  | 6,598                 | -                      | -                     | 1,703                  | 6,598                 | 2,047                   | 9,307                | -                     | -                    | 2,047                 | 9,307                | 6                | 25,851  | 32,455                                   | 2023              | Jan    |      |
|      | Feb    | 1,635                  | 3,239                 | -                      | -                     | 1,635                  | 3,239                 | 3,121                   | 4,357                | -                     | -                    | 3,121                 | 4,357                | 39               | 16,827  | 20,105                                   |                   | Fév    |      |
|      | Mar[p] | 239                    | 551                   | -                      | -                     | 239                    | 551                   | 1,219                   | 1,505                | -                     | -                    | 1,219                 | 1,505                | -                | 20,541  | 21,092                                   |                   | Mar[p] |      |
|      | Apr    | 2,619                  | 6,898                 | -                      | -                     | 2,619                  | 6,898                 | 2,338                   | 7,045                | -                     | -                    | 2,338                 | 7,045                | 43               | 20,610  | 27,551                                   |                   | Avr    |      |
|      | May    | 4,168                  | 5,992                 | -                      | -                     | 4,168                  | 5,992                 | 2,502                   | 7,395                | -                     | -                    | 2,502                 | 7,395                | 72               | 14,666  | 20,730                                   |                   | Mai    |      |
|      | June   | 3,247                  | 8,429                 | 91                     | 223                   | 3,338                  | 8,652                 | 2,164                   | 7,883                | 23                    | 153                  | 2,187                 | 8,036                | 121              | 18,408  | 27,181                                   |                   | Juin   |      |
|      | Jul    | 2,596                  | 9,443                 | 39                     | 255                   | 2,635                  | 9,698                 | 2,340                   | 11,106               | 13                    | 292                  | 2,353                 | 11,398               | 118              | 19,906  | 29,722                                   |                   | Juil   |      |
|      | Aug    | 2,570                  | 8,158                 | 28                     | 108                   | 2,598                  | 8,266                 | 2,119                   | 9,469                | 18                    | 137                  | 2,137                 | 9,606                | 191              | 21,849  | 30,306                                   |                   | Aoû    |      |
|      | Sep[p] | 652                    | 7,398                 | 39                     | 296                   | 691                    | 7,694                 | 392                     | 8,649                | 26                    | 164                  | 418                   | 8,813                | 121              | 24,521  | 32,336                                   |                   | Sep[p] |      |
|      | Oct[p] | 310                    | 6,977                 | 44                     | 222                   | 354                    | 7,199                 | 224                     | 8,220                | 2                     | 116                  | 226                   | 8,336                | 161              | 16,119  | 23,479                                   |                   | Oct[p] |      |

Source: Department of Customs/Département des douanes  
 - No visitors/residents were recorded for the reference month  
 p: provisiona figures

**Table 2 : Visitor Arrivals by Purpose of Visit**  
**Tableau 2 : Arrivées de visiteurs selon le motif du voyage**

| Year | Month  | VISITORS/VISITEURS   |   |   |                     |   |                  | Total Visitors | Année  | Mois |
|------|--------|----------------------|---|---|---------------------|---|------------------|----------------|--------|------|
|      |        | Holidays<br>Vacances | Visiting Friends and<br>relatives<br>Visite à des amis et à<br>la famille | Business, Meetings/<br>Conferences<br>Affaires, réunions ou<br>conférence | Stop Over<br>Escale | Others, Education,<br>sports<br>Autres, education,<br>sport | Visiteurs global |                |        |      |
| 2018 |        | 91,726               | 8,616   | 7,552   | 645                 | 7,095   | 115,634          | 2018           |        |      |
| 2019 |        | 95,849               | 8,764   | 8,059   | 524                 | 7,432   | 120,628          | 2019           |        |      |
| 2020 |        | 17,166               | 1,445   | 1,085   | 448                 | 1,821   | 21,965           | 2020           |        |      |
| 2021 |        | -                    | -   | -   | -                   | -   | -                | 2021           |        |      |
| 2022 |        | 23,859               | 3,202   | 1,757   | 204                 | 1,352   | 30,374           | 2022           |        |      |
| 2018 | Oct    | 8,147                | 691   | 740   | 65                  | 766   | 10,409           | 2018           | Oct    |      |
| 2019 | Oct    | 8,761                | 667   | 677   | 82                  | 693   | 10,880           | 2019           | Oct    |      |
| 2020 | Oct    | -                    | -   | -   | -                   | -   | -                | 2020           | Oct    |      |
| 2021 | Oct    | -                    | -   | -   | -                   | -   | -                | 2021           | Oct    |      |
| 2022 | Oct    | 3,391                | 394   | 189   | 9                   | 121   | 4,104            | 2022           | Oct    |      |
|      | Nov    | 3,501                | 494   | 656   | 39                  | 309   | 4,999            |                | Nov    |      |
|      | Dec    | 6,035                | 1,030   | 233   | 45                  | 179   | 7,522            |                | Déc    |      |
| 2023 | Jan    | 5,919                | 349   | 95  | 91                  | 144   | 6,598            | 2023           | Jan    |      |
|      | Feb    | 2,576                | 214   | 163   | 64                  | 222   | 3,239            |                | Fév    |      |
|      | Mar[p] | 352                  | 51  | 79  | -                   | 69  | 551              |                | Mar[p] |      |
|      | Apr    | 6,128                | 310   | 89  | 29                  | 342   | 6,898            |                | Avr    |      |
|      | May    | 5,178                | 207   | 355   | 17                  | 235   | 5,992            |                | Mai    |      |
|      | Jun    | 7,720                | 357   | 265   | 68                  | 242   | 8,652            |                | Juin   |      |
|      | Jul    | 8,534                | 375   | 247   | 74                  | 468   | 9,698            |                | Juil   |      |
|      | Aug    | 7,085                | 308   | 390   | 93                  | 390   | 8,266            |                | Aoû    |      |
|      | Sep[p] | 6,750                | 332   | 303   | 73                  | 236   | 7,694            |                | Sep[p] |      |
|      | Oct[p] | 6,148                | 355   | 300   | 94                  | 302   | 7,199            |                | Oct[p] |      |

Source: Department of Customs/Département des douanes

- No visitors/residents were recorded for the reference month

**Table 3 : Visitor Arrivals by Usual Country of Residence**  
**Tableau 3 : Arrivées des visiteurs par pays de résidence habituelle**

| Year | Month  | Australia | New Zealand      | New Caledonia      | Other Pacific Countries  | Europe | North America    | Japan | China | Other Countries | TOTAL   | Année | Mois   |
|------|--------|-----------|------------------|--------------------|--------------------------|--------|------------------|-------|-------|-----------------|---------|-------|--------|
|      |        | Australie | Nouvelle-Zélande | Nouvelle-Calédonie | Autres Pays du Pacifique |        | Amérique du Nord | Japon | Chine | Autres pays     |         |       |        |
| 2018 |        | 60,616    | 13,432           | 15,105             | 6,545                    | 8,023  | 3,347            | 963   | 4,007 | 3,596           | 115,634 | 2018  |        |
| 2019 |        | 63,122    | 15,085           | 14,738             | 6,560                    | 8,992  | 3,120            | 1,107 | 4,671 | 3,233           | 120,628 | 2019  |        |
| 2020 |        | 11,248    | 1,819            | 3,778              | 1,241                    | 1,728  | 692              | 171   | 680   | 608             | 21,965  | 2020  |        |
| 2021 |        | -         | -                | -                  | -                        | -      | -                | -     | -     | -               | -       | 2021  |        |
| 2022 |        | 17,460    | 4,124            | 3,224              | 1,613                    | 1,981  | 761              | 118   | 406   | 686             | 30,373  | 2022  |        |
| 2018 | Oct    | 5,731     | 1,302            | 1,246              | 551                      | 679    | 273              | 65    | 292   | 270             | 10,409  | 2018  | Oct    |
| 2019 | Oct    | 5,679     | 1,487            | 1,307              | 567                      | 795    | 305              | 69    | 414   | 257             | 10,880  | 2019  | Oct    |
| 2020 | Oct    | -         | -                | -                  | -                        | -      | -                | -     | -     | -               | -       | 2020  | Oct    |
| 2021 | Oct    | -         | -                | -                  | -                        | -      | -                | -     | -     | -               | -       | 2021  | Oct    |
| 2022 | Oct    | 2,346     | 683              | 566                | 186                      | 166    | 66               | 7     | 27    | 57              | 4,104   | 2022  | Oct    |
|      | Nov    | 2,806     | 634              | 501                | 349                      | 283    | 174              | 27    | 61    | 164             | 4,999   |       | Nov    |
|      | Dec    | 4,609     | 717              | 1,153              | 293                      | 321    | 147              | 22    | 107   | 153             | 7,522   |       | Déc    |
| 2023 | Jan    | 3,835     | 471              | 1,163              | 199                      | 592    | 142              | 32    | 64    | 100             | 6,598   | 2023  | Jan    |
|      | Feb    | 1,536     | 152              | 518                | 182                      | 430    | 139              | 25    | 142   | 115             | 3,239   |       | Fév    |
|      | Mar[p] | 357       | 36               | 45                 | 15                       | 43     | 10               | 4     | 27    | 14              | 551     |       | Mar[p] |
|      | Apr    | 4,272     | 669              | 566                | 275                      | 604    | 166              | 47    | 162   | 137             | 6,898   |       | Avr    |
|      | May    | 3,540     | 545              | 361                | 341                      | 652    | 202              | 40    | 160   | 151             | 5,992   |       | Mai    |
|      | Jun    | 5,381     | 973              | 624                | 289                      | 647    | 280              | 26    | 213   | 219             | 8,652   |       | Juin   |
|      | Jul    | 5,705     | 1,516            | 436                | 386                      | 975    | 196              | 51    | 226   | 207             | 9,698   |       | Juil   |
|      | Aug    | 4,083     | 1,493            | 481                | 360                      | 1,070  | 179              | 105   | 287   | 208             | 8,266   |       | Aoû    |
|      | Sep[p] | 5,178     | 838              | 310                | 271                      | 512    | 155              | 98    | 222   | 110             | 7,694   |       | Sep[p] |
|      | Oct[p] | 4,324     | 691              | 632                | 339                      | 631    | 179              | 37    | 199   | 167             | 7,199   |       | Oct[p] |

Source: Department of Customs/Département des douanes

- No visitors/residents were recorded for the reference month



**Table 4 : Overseas Arrivals of Residents by Nationality****Tableau 4 : Arrivées des résidents par nationalité**

| Year | Month  | Ni-Vanuatu | Australian<br>Australien | French<br>Français | British<br>Anglais | New<br>Zealander<br>Néo-<br>Zélandais | Asian<br>Asiatiques | Pacific<br>Islanders<br>Autres pays<br>du Pacifique | North<br>Americans<br>Américain<br>du Nord | Other<br>countries<br>Autres<br>pays | TOTAL  | Année | Mois    |
|------|--------|------------|--------------------------|--------------------|--------------------|---------------------------------------|---------------------|---|--|--------------------------------------|--------|-------|---------|
| 2018 |        | 23,610     | 1,919                    | 750                | 97                 | 591                                   | 875                 | 593   | 273  | 228                                  | 28,936 | 2018  |         |
| 2019 |        | 26,317     | 2,344                    | 884                | 329                | 780                                   | 2,809               | 665   | 409  | 364                                  | 34,901 | 2019  |         |
| 2020 |        | 8,374      | 719                      | 285                | 42                 | 243                                   | 283                 | 273   | 87   | 103                                  | 10,409 | 2020  |         |
| 2021 |        | 2,659      | 343                      | 63                 | 10                 | 79                                    | 210                 | 67  | 17   | 47                                   | 3,495  | 2021  |         |
| 2022 |        | 15,012     | 1,501                    | 381                | 89                 | 297                                   | 562                 | 392   | 152  | 155                                  | 18,541 | 2022  |         |
| 2018 | Oct    | 1,531      | 246                      | 106                | 11                 | 77                                    | 87                  | 50  | 30   | 28                                   | 2,166  | 2018  | Oct     |
| 2019 | Oct    | 2,385      | 244                      | 100                | 17                 | 94                                    | 132                 | 48  | 42   | 44                                   | 3,106  | 2019  | Oct     |
| 2020 | Oct    | 646        | 43                       | 3                  | 0                  | 5                                     | 6                   | 0   | 0  | 2                                    | 705    | 2020  | Oct     |
| 2021 | Oct    | 206        | 88                       | 4                  | 2                  | 10                                    | 6                   | 0   | 0  | 3                                    | 319    | 2021  | Oct     |
| 2022 | Oct    | 1,557      | 138                      | 63                 | 4                  | 36                                    | 52                  | 58  | 22   | 24                                   | 1,954  | 2022  | Oct     |
|      | Nov    | 1,958      | 166                      | 79                 | 14                 | 49                                    | 91                  | 50  | 23   | 14                                   | 2,444  |       | Nov     |
|      | Dec    | 2,896      | 166                      | 52                 | 20                 | 45                                    | 93                  | 75  | 30   | 32                                   | 3,409  |       | Déc     |
| 2023 | Jan    | 1,484      | 87                       | 25                 | 2                  | 24                                    | 37                  | 33  | 7  | 4                                    | 1,703  | 2023  | Jan     |
|      | Feb    | 1,446      | 53                       | 30                 | 5                  | 16                                    | 31                  | 32  | 5  | 17                                   | 1,635  |       | Fév     |
|      | Mar[p] | 172        | 21                       | 13                 | 1                  | 5                                     | 15                  | 4   | 4  | 4                                    | 239    |       | Mar[p]  |
|      | Apr    | 2,345      | 102                      | 19                 | 3                  | 25                                    | 82                  | 24  | 10   | 8                                    | 2,618  |       | Avr     |
|      | May    | 3,776      | 127                      | 46                 | 8                  | 36                                    | 115                 | 28  | 9  | 23                                   | 4,168  |       | Mai     |
|      | Jun    | 3,033      | 118                      | 29                 | 2                  | 26                                    | 82                  | 26  | 7  | 15                                   | 3,338  |       | Juin    |
|      | Jul    | 2,333      | 116                      | 20                 | 2                  | 27                                    | 56                  | 50  | 12   | 17                                   | 2,633  |       | Juil    |
|      | Aug    | 2,300      | 106                      | 44                 | 0                  | 31                                    | 60                  | 22  | 13   | 20                                   | 2,596  |       | Aoû     |
|      | Sep[p] | 529        | 72                       | 14                 | 3                  | 17                                    | 30                  | 14  | 8  | 4                                    | 691    |       | Sept[p] |
|      | Oct[p] | 131        | 91                       | 22                 | 1                  | 29                                    | 43                  | 20  | 11   | 6                                    | 354    |       | Oct[p]  |

Source: Department of Customs/Département des d

*p: provisiona figures**- No visitors/residents were recorded for the reference month*

**Table 5 : Visitors Arriving by Air Intended Length of Stay\*****Tableau 5 : Arrivée des Visiteurs à longue durée de Séjour**

| Year | Month  | AVERAGE INTENDED LENGTH OF STAY / LA MOYENNE DE LONGUE DUREE DE SEJOUR |            |         | Année | Mois    |
|------|--------|--|------------|---------|-------|---------|
|      |        | Port Vila  | Luganville | Vanuatu |       |         |
| 2018 |        | 9.9  | 11.9       | 10.9    | 2018  |         |
| 2019 |        | 10.4   | 13.4       | 11.9    | 2019  |         |
| 2020 |        | 2.8  | 1.5        | 3.1     | 2020  |         |
| 2021 |        | -  | -          | -       | 2021  |         |
| 2022 |        | 6.9  | -          | 6.9     | 2022  |         |
| 2018 | Oct    | 10.0   | 12.2       | 11.1    | 2018  | Oct     |
| 2019 | Oct    | 9.8  | 8.9        | 9.4     | 2019  | Oct     |
| 2020 | Oct    | -  | -          | -       | 2020  | Oct     |
| 2021 | Oct    | -  | -          | -       | 2021  | Oct     |
| 2022 | Oct    | 11.5   | -          | 11.5    | 2022  | Oct     |
|      | Nov    | 16.3   | -          | 16.3    |       | Nov     |
|      | Dec    | 13.6   | -          | 13.6    |       | Déc     |
| 2023 | Jan    | 9.4  | -          | 9.4     | 2023  | Jan     |
|      | Feb    | 8.6  | -          | 8.6     |       | Fév     |
|      | Mar[p] | 15.1   | -          | 15.1    |       | Mar[p]  |
|      | Apr    | 12.9   | -          | 12.9    |       | Avr     |
|      | May    | 9.0  | -          | 9.0     |       | Mai     |
|      | Jun    | 12.1   | 20         | 16.1    |       | Juin    |
|      | Jul[p] | 9.7  | 12         | 10.8    |       | Juil[p] |
|      | Aug[p] | 8.8  | 12         | 10.3    |       | Aoû[p]  |
|      | Sep[p] | 8.3  | 12         | 10.3    |       | Sep[p]  |
|      | Oct[p] | 8.6  | 13         | 10.9    |       | Oct[p]  |

Source: Department of Customs/Département des douanes

p: provisional figures

**Table 6 : Visitors Arriving by Air Average Age**  
**Tableau 6 : Arrivée des Visiteurs par Age moyen**

| Year | Month  | AVERAGE AGE OF VISITORS / L'AGE MOYEN DES VISITEURS |            |         | Année | Mois   |
|------|--------|---|------------|---------|-------|--------|
|      |        | Port Vila   | Luganville | Vanuatu |       |        |
| 2018 |        | 38.89   | 43.22      | 41.05   | 2018  |        |
| 2019 |        | 39.10   | 42.47      | 40.79   | 2019  |        |
| 2020 |        | 9.88  | 3.09       | 9.95    | 2020  |        |
| 2021 |        | -   | -          | -       | 2021  |        |
| 2022 |        | 3.48  | -          | 3.48    | 2022  |        |
| 2018 | Oct    | 39.6  | 44.6       | 42.1    | 2018  | Oct    |
| 2019 | Oct    | 39.3  | 43.7       | 41.5    | 2019  | Oct    |
| 2020 | Oct    | -   | -          | -       | 2020  | Oct    |
| 2021 | Oct    | -   | -          | -       | 2021  | Oct    |
| 2022 | Oct    | 41.3  | -          | 41.3    | 2022  | Oct    |
|      | Nov    | 42.8  | -          | 42.8    |       | Nov    |
|      | Dec    | 36.6  | -          | 36.6    |       | Déc    |
| 2023 | Jan    | 36.3  | -          | 36.3    | 2023  | Jan    |
|      | Feb    | 42.6  | -          | 42.6    |       | Fév    |
|      | Mar[p] | 38.3  | -          | 38.3    |       | Mar[p] |
|      | Apr    | 38.7  | -          | 38.7    |       | Avr    |
|      | May    | 43.2  | -          | 43.2    |       | Mai    |
|      | Jun    | 39.2  | 45.3       | 42.2    |       | Juin   |
|      | Jul    | 43.3  | 48.6       | 46.0    |       | Juil   |
|      | Aug    | 41.8  | 49.1       | 45.5    |       | Aoû    |
|      | Sep[p] | 39.9  | 47.1       | 45.5    |       | Sep[p] |
|      | Oct[p] | 42.3  | 56.7       | 49.5    |       | Oct[p] |

Source: Department of Customs/Département des douanes

p: provisional figures

**Table 7: Visitors travelling to Outer Islands, Vanuatu****Tableau 7: Les visiteurs en voyage d'Îles Extérieures, Vanuatu**

| Year | Month  | Tanna  | Santo  | Efate offshore<br>Islands<br>Efate et les îles<br>côtières | Pentecost<br>Island<br>îles<br>Pentecôte | Malekula<br>Malicolo | Ambrym | Other Islands<br>D'autres îles | TOTAL  | Année | Mois   |
|------|--------|--------|--------|--|--|----------------------|--------|--------------------------------|--------|-------|--------|
|      |        | 2018   |        | 11,258   | 10,349                                   | 4,419                | 527    | 1,220                          | 874    |       |        |
| 2019 |        | 10,848 | 10,255 | 4,751  | 660                                      | 899                  | 404    | 2,442                          | 30,259 | 2019  |        |
| 2020 |        | 2,283  | 2,489  | 634  | 64                                       | 205                  | 47     | 512                            | 6,234  | 2020  |        |
| 2021 |        | -      | -      | -  | -  | -                    | -      | -                              | -      | 2021  |        |
| 2022 |        | 1,656  | 2,439  | 1,423  | 42                                       | 150                  | 28     | 434                            | 6,172  | 2022  |        |
| 2018 | Oct    | 1,221  | 1,146  | 586  | 33                                       | 160                  | 130    | 413                            | 3,689  | 2018  | Oct    |
| 2019 | Oct    | 1,040  | 1,045  | 418  | 29                                       | 80                   | 37     | 308                            | 2,957  | 2019  | Oct    |
| 2020 | Oct    | -      | -      | -  | -  | -                    | -      | -                              | -      | 2020  | Oct    |
| 2021 | Oct    | -      | -      | -  | -  | -                    | -      | -                              | -      | 2021  | Oct    |
| 2022 | Oct    | 355    | 481    | 401  | 10                                       | 27                   | 3      | 108                            | 1,385  | 2022  | Oct    |
|      | Nov    | 371    | 491    | 417  | 15                                       | 30                   | 5      | 95                             | 1,424  |       | Nov    |
|      | Dec    | 420    | 555    | 281  | 3  | 22                   | 3      | 96                             | 1,380  |       | Déc    |
| 2023 | Jan    | 501    | 736    | 214  | 3  | 33                   | 5      | 92                             | 1,584  | 2023  | Jan    |
|      | Feb    | 191    | 301    | 62   | 2  | 9                    | 4      | 35                             | 604    |       | Fév    |
|      | Mar[p] | 83     | 153    | 79   | 3  | 7                    | -      | 19                             | 344    |       | Mar[p] |
|      | Apr    | 149    | 197    | 109  | 2  | 20                   | 8      | 50                             | 535    |       | Avr    |
|      | May    | 224    | 351    | 107  | 17                                       | 23                   | 4      | 80                             | 806    |       | Mai    |
|      | Jun    | 380    | 416    | 167  | 15                                       | 35                   | 18     | 67                             | 1,098  |       | Juin   |
|      | Jul    | 765    | 1,077  | 513  | 34                                       | 70                   | 29     | 251                            | 2,739  |       | Juil   |
|      | Aug    | 669    | 646    | 224  | 27                                       | 60                   | 18     | 165                            | 1,809  |       | Aoû    |
|      | Sep[p] | 195    | 260    | 56   | 8  | 19                   | 7      | 39                             | 584    |       | Sep[p] |
|      | Oct[p] | 243    | 279    | 97   | 9  | 16                   | 8      | 37                             | 689    |       | Oct[p] |

**Source: Department of Customs/Département des douanes**

Note: 1. Data on visitors travelling to outer islands is only available from May 2014

p: provisional figures