



International Merchandise Trade Statistics – Monthly Provisional Highlights

The Vanuatu Bureau of Statistics (VBOS) is delighted to announce the release on its Provisional monthly Highlight for **September 2023**. These highlights provide valuable key economic insights to trade concepts and dynamics. The format content in these monthly provisional highlights is as below:

Concepts	Definition
1. National Sustainability Development Plan (NSDP Indicators)	The NSDP serves as the Country's highest level policy framework. The indicators provide a system to monitor progress. To report on trade related NSDP indicators, some adaptations has been made. This include ENV E.3.1 report value, not volume ECO 1.5.2 and ECO 1/6/2 reporting on Melanesian Spearhead Group (MSG) agreement, ECO 1.7.1 reporting on level of export production of major commodities.
2. Trade Balance of Major Partner Countries	Balance of Trade is the value of a country's exports and the value of a country's imports for a given period. The Major Partner Countries are: Australia, China, Fiji, France, Hongkong, India, Indonesia, Japan, South Korea, Malaysia, Netherlands, New Caledonia, New Zealand, Papua New Guinea, Philippines, Singapore, Solomon Islands, Thailand, United Kingdom and United States of America
3. Trade Balance of Pacific Islands, excluding Melanesian Islands, Australia and New Zealand	The Pacific Islands included are: American Samoa, Tonga, Cook Islands, Kiribati, Federated States of Micronesia, Micronesia, Marshall Islands, Nauru, Niue, Palau, Samoa, French Polynesia, Tuvalu and Wallis and Futuna
4. Trade by Trade Agreement	The Melanesian Free Trade Agreement (MFTA) aims to achieve regional integration of economics in the MSG.

Melanesian spearhead Group	It comprises four (4) Countries namely, Fiji, Papua New Guinea, Solomon Islands and Vanuatu.
5. Major Principal Exports	Major Exports are commodities that account for the majority of the total export value. The commodity group focus is Beef, Cocoa, Coconut Oil, Copra and Kava. Focus is a time series analysis of current monthly exports from 2018 to 2023
6. Top 5 New Major Exports	The traditional VNSO tables report on 13 major commodities. The rest of the commodities are grouped as "other products". This investigates the main commodities within "other products".
7. Major Principal Imports	Major imports are commodities that account for the majority of the total import value. The commodity group focus is Alcoholic drinks, Articles of Iron and Steel, Medicaments, Petroleum oils and /Rice. Focus is a timeseries analysis of current monthly imports from 2018-2023
8. Top 5 New Major Imports	The Traditional VNSO tables report on 47 major import commodities. The rest of the commodities are grouped as "other Imports". This investigates the main commodities within "other imports".
9. Imports of Dietary Risk Factors for Non-Communicable Diseases (NCD)	The Pacific has a growing reputation as having one of the world's highest NCD rates. These major NCD, is share for behavioural risk factors; tobacco use, unhealthy diet, physical inactivity and harmful use of alcohol. This investigates some of the dietary risk factors including Bakery Products, Canned Meats, Confectionary, Cordial and Noodles.
10. Imports of Food and Products Targeted as those that can be Potentially Produced Domestically	Import substitution is the idea that; blocking imports of manufactured goods can help an economy by increasing the demand for domestically produced goods. The imports of foods and products targeted include: Canned Mackerel, Canned Tunas, Chicken and Chicken eggs.

OFFICIAL



VANUATU BUREAU of STATISTICS
Private Mail Bag 9019
Ministry of Finance and Economic Management
Port Vila, Vanuatu
+678 33040/22110/22111
VBoS_stats
stats@vanuatu.gov.vu
www.vnso.gov.vu



“For more information, please do not hesitate to contact the Vanuatu Bureau of Statistics.”

You can reach them through the following channels:

- **Telephone:** +678 22110 / 22111 / 33040 / VOIP 1124
- **Email:** stats@vanuatu.gov.vu
- **Website:** Vanuatu Bureau of Statistics

Feel free to get in touch with them if you have any questions or need further assistance!

A handwritten signature in blue ink is written over a circular official stamp. The stamp contains the text "REPUBLIC OF VANUATU" at the top, "REPUBLIQUE DE VANUATU" at the bottom, and "VANUATU BUREAU OF STATISTICS" and "CHIEF STATISTICIAN" in the center, with a small logo of a bar chart.

Mr. KAP Calo Andy
Chief Statistician

International Merchandise Trade Statistics - September 2023 Highlights

1. National Sustainable Development Plan Indicators (NSDP)

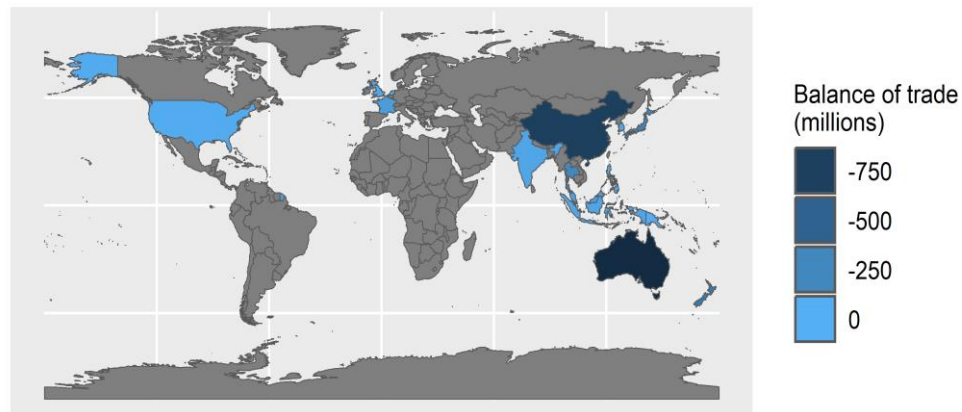
Policy Objectives	SMART Indicators	Indicator Value
ENV 1.3: Reduce reliance on food imports through import substitution for food products that can be produced domestically	ENV 1.3.1 Total annual volume of imports of food and products targeted by DARD as those that can be produced domestically (including 'value-added products)	17
ECO 1.5: Increase access to markets for Vanuatu exports	ECO 1.5.2 Trade by trade agreement (value)	314
	ECO 1.5.3 Balance of trade by major partner countries	-3,814
ECO 1.7: Stimulate economic diversification to spread the benefits of growth and increase economic stability	ECO 1.7.1 Level of production of major commodities to include cocoa and copra	287
ECO 4.3: Increase production and processing of niche commodities, and value addition to commodities in which Vanuatu enjoys a comparative advantage	ECO 4.3.2 Ratio of processed export commodities (including coconut, kava, cocoa, coffee) to raw exports	1

Total value of imports targeted by Department of Agriculture and Rural Development (DARD) as those that can be produced domestically is VT 17 million (ENV 1.3.1). The products imported included Potatoes (VT 9 million), Onions and Shallots (VT 3 million), Oranges (VT 3 million) and Carrots and Turnips (VT 2 million). *Refer to Table 16*

The total value of the Melanesian Spearhead Group (MSG) agreement is VT 314 million (ECO 1.5.2). This Trade-by-Trade agreement included total exports of VT 49 million and total imports of VT 263 million. *(Refer to Table 11)* The Balance of Trade by Major Partner Countries is VT -3,814 million (ECO 1.5.3). *Refer to Table 8*

Level of production of major commodities is VT 287 million (ECO 1.7.1). The major commodities included: Kava VT 231 million, Coconut Oil VT 21 million, Cocoa VT 19 million, Beef VT 10 million, Wood VT 5 million. and Coffee VT 2 million. The ratio of processed export commodities including coconut, kava, cocoa, and coffee to raw exports is 1, (ECO 4.3.2). Total value of processed exports is VT 118 million and total value of raw exports is VT 154 million. *(Refer to Table 6)*

2. Trade Balance by Major Partner Countries

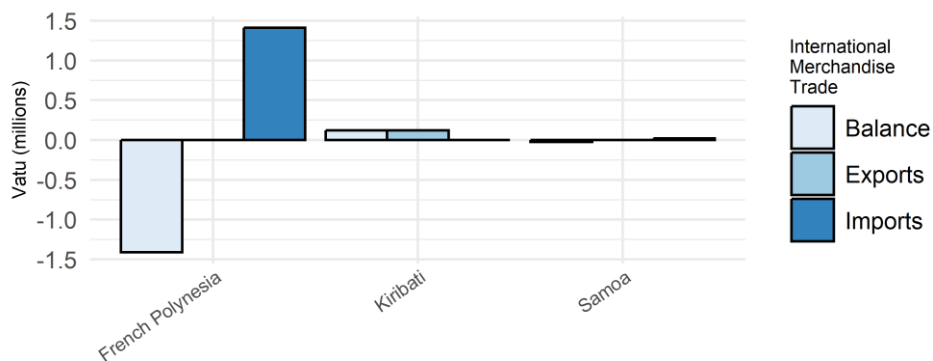


Balance of trade by major partner countries is VT -3,814 million. The main countries that account for this Balance are Australia (VT -908 million), China (VT -747 million), Singapore (VT -500 million), New Zealand (VT -346 million), and Japan (VT -272 million). These countries represent 73 percent of the total Balance by Major Partner Countries (VT -2,773 million). *Refer to Table 8*

Major imports from Australia were Machinery and Electrical Appliances (VT 253 million); and Prepared Foodstuffs, Beverages, Alcohol, and Tobacco (VT 222 million). Major imports from China were Machinery and Electrical Appliances (VT 360 million), and Vehicles and Transport Equipment (VT 120 million). Major imports from Singapore were Mineral Products (VT 428 million), and Base Metals and articles (VT 24 million). Major imports from New Zealand were Live Animal Products (VT 92 million), and Machinery and Electrical Appliances (VT 60 million). Major imports from Japan were Vehicles and Transport Equipment (VT 209 million), and Machinery and Electrical Appliances (VT 45 million).



3. Trade Balance of Pacific Islands (excluding Melanesian Islands, Australia and New Zealand)



Total Trade Balance of the Pacific Islands excluding Melanesia, Australia and New Zealand is VT 1 million. This was driven by imports of medicaments from French Polynesia (VT 1 million), However exports of kava to Kiribati recorded less than a million.

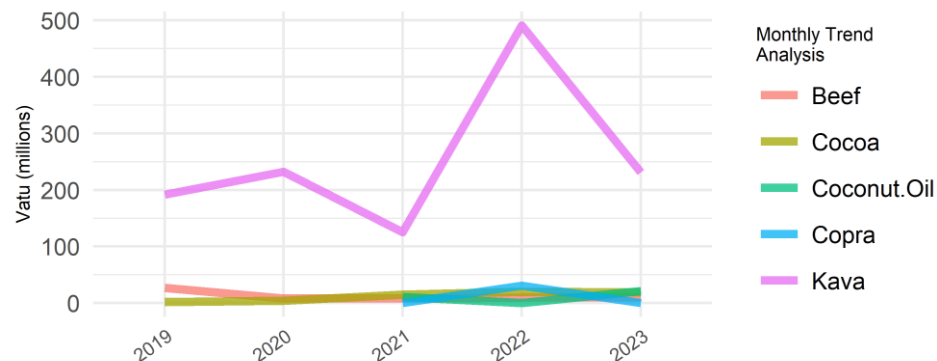
4. Trade by Trade Agreement- Melanesian Spearhead Group

SITC Description	FIJI EXPORTS	FIJI IMPORTS	PAPUA NEW GUINEA EXPORTS	PAPUA NEW GUINEA IMPORTS	SOLOMON ISLANDS EXPORTS	SOLOMON ISLANDS IMPORTS	Total
Basic Manufactured Products	0	10			0	0	10
Beverages & Tobacco		5					5
Chemical Products	0	21			0		21
Crude Materials Except Fuels	38						38
Food & Live Animals	2	191	11	21		10	234
Machines & Transport Equipment	0	2					2
Miscellaneous Manufactured Goods	0	4			0	0	4
Grand Total	40	233	11	21	0	10	314

The major imports from Fiji are Prepared or Preserved Meat (VT 40 million), and Prepared or Preserved Fish (VT 25 million). The major imports from Papua New Guinea is Prepared or Preserved Fish (VT 21 million), and from the Solomon Islands is also Prepared or Preserved Fish (VT 10 million).

The major exports to Fiji are Kava VT 38 million, Papua New Guinea is Beef VT 10 million, and to Solomon Islands is Medicaments less than a million.

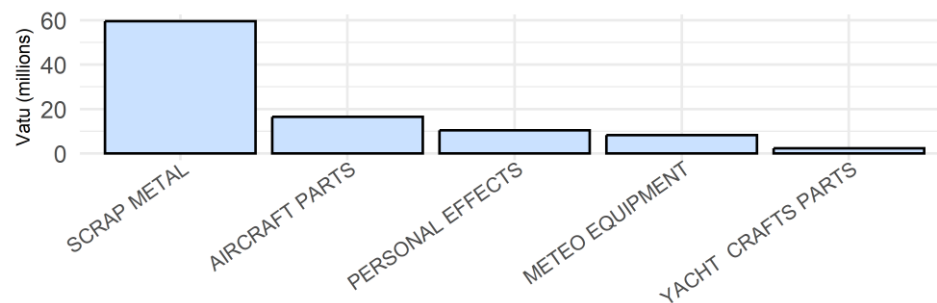
5. Principle Exports



The level of production of the top five Major Principal Exports is VT 280 million. The Principal Exports identified included: Kava VT 231 million, Coconut Oil VT 21 million, Cocoa VT 19 million and Beef VT 10 million. (Refer to Table 6)

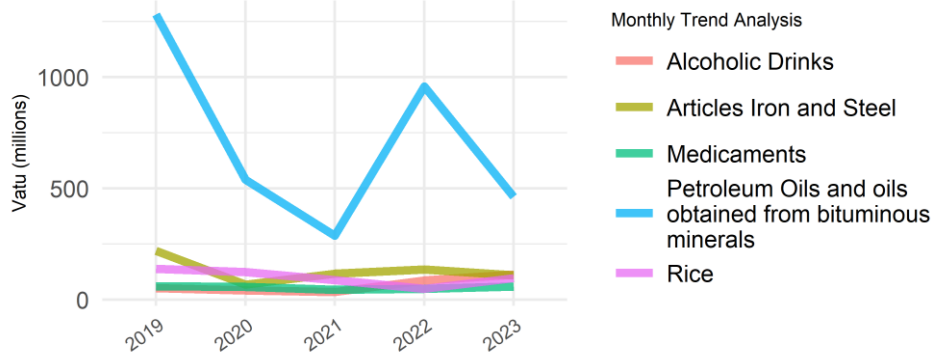
The main country of destination for Kava is China (VT 127 million), Fiji (VT 38 million), New Caledonia (VT 32 million), and the United States of America is (VT 26 million). The main country of destination for Coconut Oil is Taiwan (VT 11 million), for Cocoa is Indonesia (VT 19 million) and Beef to Papua New Guinea is (VT 10 million).

6. Top New Major Exports



Total value of Scrap Metal VT 60 million, Aircraft parts VT 16 million, Personal Effects VT 10 million, Meteo Equipment VT 8 million and Yacht Crafts Parts VT 2 million.

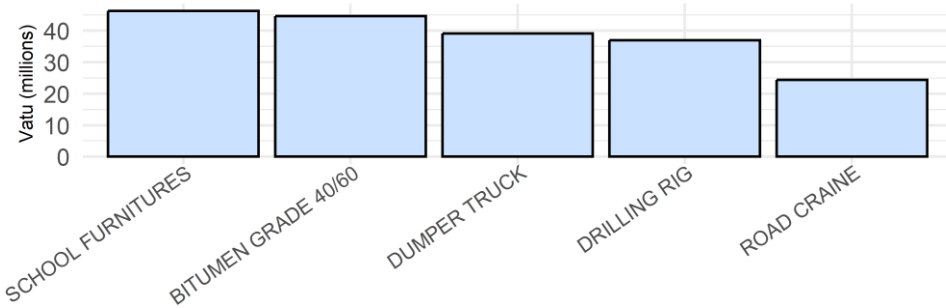
7. Principle Imports



Total value of top five Principal imports is VT 841 million. The Principal Imports included: Petroleum Oils (VT 463 million), Alcoholic Drinks (VT 112 million), Articles of Iron and Steel (VT 110 million), Rice (VT 97 million) and Medicaments (VT 59 million). Refer to Table 7

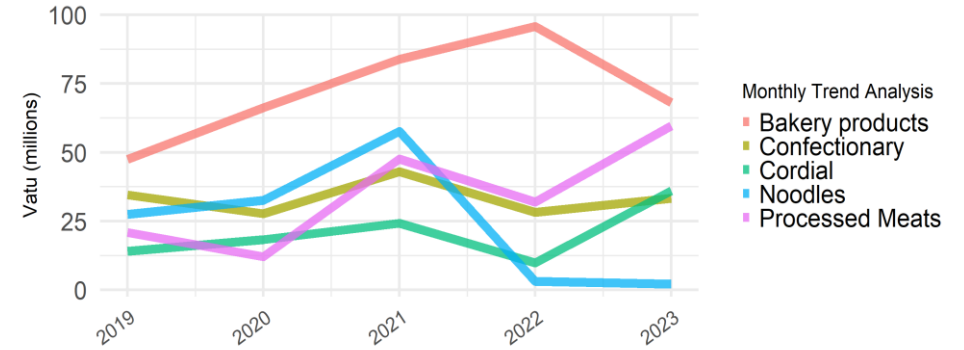
The main country of origin for Petroleum Oils is Singapore (VT 426 million). The main country of origin for Alcoholic Drinks is Australia (VT 26 million). The main country of origin for Articles of Iron and Steel is Australia (VT 39 million), The main country of Rice is Vietnam (VT 49 million).and Medicaments is New Zealand (VT 13 million).

8. Top 5 New Major Imports



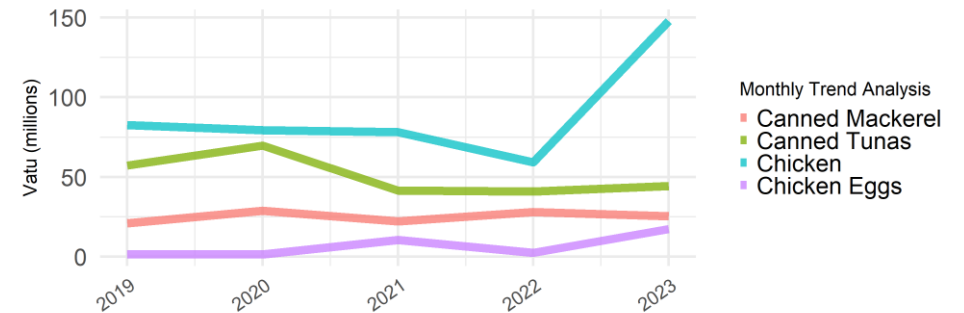
Total value of School Furnitures VT 46 million, Bitumen VT 45 million, Dumper Truck VT 39 million, Drilling Rig VT 37 million, and Road Craine VT 24 million.

9. Imports of Dietary Risk Factors for Noncommunicable Diseases



Total value of Bakery Products is VT 68 million and are mainly imported from Fiji (VT 31 million). Total value of Processed Meats is VT 60 million and are mainly imported from Australia (VT 25 million). Total value of Cordial is VT 36 million and are mainly imported from Australia (VT 14 million) Total value of the Confectionary is VT 33 million and are mainly imported from Australia (VT 10 million). Total value of Noodles is VT 2 million and are mainly imported from Australia (VT 1 million). Refer to Table 15

10. Imports of food and products targeted as those that can be produced domestically



Total value of Chicken is VT 148 million and are mainly imported from Australia (VT 88 million). Total value of Canned Tunas is VT 44 million and are mainly imported from Papua New Guinea (VT 21 million). Total value of Canned Mackerel is VT 25 million and are mainly imported from Fiji (VT 20 million). Total value of Chicken Eggs VT 17 million and are mainly imported from Fiji (VT 15 million). Refer to Table 17