

## International Merchandise Trade Statistics – Monthly Provisional Highlights

The Vanuatu Bureau of Statistics (VBOS) is delighted to announce the release on its Provisional monthly Highlight for **October 2023**. These highlights provide valuable key economic insights to trade concepts and dynamics. The format content in these monthly provisional highlights is as below:

Concepts	Definition
1. National Sustainability Development Plan (NSDP Indicators)	The NSDP serves as the Country's highest level policy framework. The indicators provide a system to monitor progress. To report on trade related NSDP indicators, some adaptations has been made. This include ENV E.3.1 report value, not volume ECO 1.5.2 and ECO 1/6/2 reporting on Melanesian Spearhead Group (MSG) agreement, ECO 1.7.1 reporting on level of export production of major commodities.
2. Trade Balance of Major Partner Countries	Balance of Trade is the value of a country's exports and the value of a country's imports for a given period. The Major Partner Countries are: Australia, China, Fiji, France, Hongkong, India, Indonesia, Japan, South Korea, Malaysia, Netherlands, New Caledonia, New Zealand, Papua New Guinea, Philippines, Singapore, Solomon Islands, Thailand, United Kingdom and United States of America
3. Trade Balance of Pacific Islands, excluding Melanesian Islands, Australia and New Zealand	The Pacific Islands included are: American Samoa, Tonga, Cook Islands, Kiribati, Federated States of Micronesia, Micronesia, Marshall Islands, Nauru, Niue, Palau, Samoa, French Polynesia, Tuvalu and Wallis and Futuna
4. Trade by Trade Agreement	The Melanesian Free Trade Agreement (MFTA) aims to achieve regional integration of economics in the MSG.

Melanesian spearhead Group	It comprises four (4) Countries namely, Fiji, Papua New Guinea, Solomon Islands and Vanuatu.
5. Major Principal Exports	Major Exports are commodities that account for the majority of the total export value. The commodity group focus is Beef, Cocoa, Coconut Oil, Copra and Kava. Focus is a time series analysis of current monthly exports from 2018 to 2023
6. Top 5 New Major Exports	The traditional VNSO tables report on 13 major commodities. The rest of the commodities are grouped as "other products". This investigates the main commodities within "other products".
7. Major Principal Imports	Major imports are commodities that account for the majority of the total import value. The commodity group focus is Alcoholic drinks, Articles of Iron and Steel, Medicaments, Petroleum oils and /Rice. Focus is a timeseries analysis of current monthly imports from 2018-2023
8. Top 5 New Major Imports	The Traditional VNSO tables report on 47 major import commodities. The rest of the commodities are grouped as "other Imports". This investigates the main commodities within "other imports".
9. Imports of Dietary Risk Factors for Non-Communicable Diseases (NCD)	The Pacific has a growing reputation as having one of the world's highest NCD rates. These major NCD, is share for behavioural risk factors; tobacco use, unhealthy diet, physical inactivity and harmful use of alcohol. This investigates some of the dietary risk factors including Bakery Products, Canned Meats, Confectionary, Cordial and Noodles.
10. Imports of Food and Products Targeted as those that can be Potentially Produced Domestically	Import substitution is the idea that; blocking imports of manufactured goods can help an economy by increasing the demand for domestically produced goods. The imports of foods and products targeted include: Canned Mackerel, Canned Tunas, Chicken and Chicken eggs.

OFFICIAL



VANUATU BUREAU of STATISTICS  
Private Mail Bag 9019  
Ministry of Finance and Economic Management  
Port Vila, Vanuatu  
+678 33040/22110/22111  
VBoS\_stats  
stats@vanuatu.gov.vu  
www.vnso.gov.vu



“For more information, **please do not hesitate to contact the Vanuatu Bureau of Statistics.**”

You can reach them through the following channels:

- **Telephone:** +678 22110 / 22111 / 33040 / VOIP 1124
- **Email:** stats@vanuatu.gov.vu
- **Website:** Vanuatu Bureau of Statistics

Feel free to get in touch with us if you have any questions or need further assistance!



Mr. KAP Calo And  
Chief Statistician

## International Merchandise Trade Statistics - October 2023 Highlights

### 1. National Sustainable Development Plan Indicators (NSDP)

Policy Objectives	SMART Indicators	Indicator Value
ENV 1.3: Reduce reliance on food imports through import substitution for food products that can be produced domestically	ENV 1.3.1 Total annual volume of imports of food and products targeted by DARD as those that can be produced domestically (including 'value-added products)	18
ECO 1.5: Increase access to markets for Vanuatu exports	ECO 1.5.2 Trade by trade agreement (value)	258
	ECO 1.5.3 Balance of trade by major partner countries	-4,191
ECO 1.6: Require all new trade agreements to demonstrate tangible benefits in the national interest	ECO 1.6.2 Total estimated value of trade agreement as proportion of GDP	0.25
ECO 1.7: Stimulate economic diversification to spread the benefits of growth and increase economic stability	ECO 1.7.1 Level of production of major commodities to include cocoa and copra	421
ECO 4.3: Increase production and processing of niche commodities, and value addition to commodities in which Vanuatu enjoys a comparative advantage	ECO 4.3.2 Ratio of processed export commodities (including coconut, kava, cocoa, coffee) to raw exports	2

Total value of imports targeted by Department of Agriculture and Rural Development (DARD) as those that can be produced domestically is VT 18 million (ENV 1.3.1). The products imported included Potatoes (VT 5 million), Onions and Shallots (VT 8 million), and Oranges (VT 3 million). (Refer to Table 16)

The total value of the Melanesian Spearhead Group (MSG) agreement is VT 258 million (ECO 1.5.2). This Trade-by-Trade agreement included total exports of VT 37 million and total imports of VT 221 million. The Balance of Trade by Major Partner Countries is VT -4,191 million (ECO 1.5.3). (Refer to Table 11)

Level of production of major commodities is VT 421 million (ECO 1.7.1). The major commodities included Cocoa VT 5 million, Coconut Oil VT 11 million, Coffee VT 3 million, Kava (VT 383 million) and Wood VT 20 million. The ratio of processed export commodities including coconut, kava, cocoa, and coffee to raw exports is 2 (ECO 4.3.2). Total value of processed exports is VT 142 million and the total value of raw exports is VT 68 million. (Refer to Table 6)

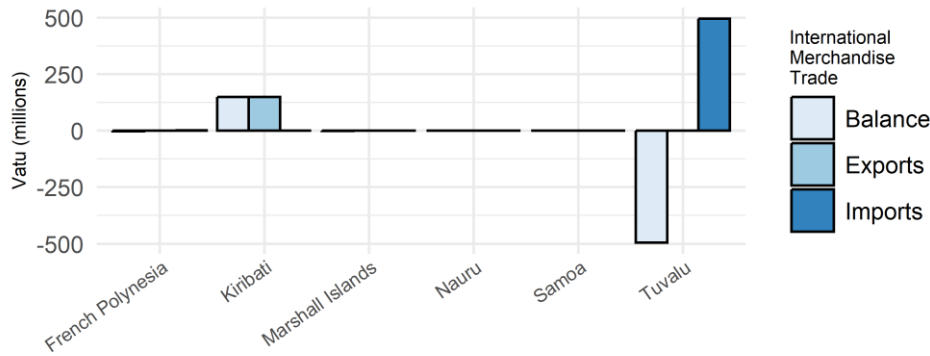
### 2. Trade Balance by Major Partner Countries



Balance of trade by major partner countries is VT -4,191 million. The main countries that account for this Balance are Singapore (VT -1,318 million), Australia (VT -680 million), China (VT -350 million), Japan (VT -332 million) and New Zealand (VT -331 million). These countries represent 72% of the total Balance by Major Partner Countries (VT -3,011 million). (Refer to Table 8)

Major imports from Singapore were Mineral products (VT 1,344 million) and Machinery & Electrical Appliances (VT 35 million). Major imports from Australia were Machinery & Electrical Appliances (VT 194 million), and Prepared Foodstuffs, Beverages, Alcohol, and Tobacco (VT 159 million), Major imports from Japan were Vehicles, aircraft & associated transport equipment (VT 256 million), and Base Metals and articles (VT 32 million). Major imports from China were Base Metals and articles (VT 111 million), and Machinery & Electrical Appliances (VT 78 million). Major imports from New Zealand were Machinery and Electrical Appliances (VT 94 million) and Photographic & optical, medical & surgical goods & clocks (VT 30 million).

### 3. Trade Balance of Pacific Islands (excluding Melanesian Islands, Australia and New Zealand)



Total Trade Balance of Pacific Islands excluding Melanesia, Australia and New Zealand is VT 348 million. This was driven by exports of Kava to Kiribati (VT 147 million), and imports of machines and transport equipment from Tuvalu (VT 495 million).

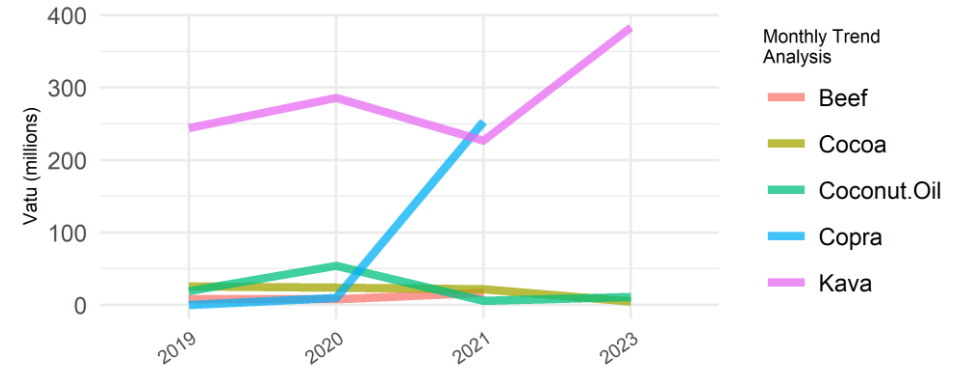
### 4. Trade by Trade Agreement- Melanesian Spearhead Group

SITC Description	FIJI EXPORTS	FIJI IMPORTS	PAPUA NEW GUINEA EXPORTS	PAPUA NEW GUINEA IMPORTS	SOLOMON ISLANDS EXPORTS	SOLOMON ISLANDS IMPORTS	Total
Basic Manufactured Products		3.40		4.14	0.01		7.55
Beverages & Tobacco		8.95					8.95
Chemical Products		30.44					30.44
Crude Materials Except Fuels	15.29						15.29
Food & Live Animals	2.91	146.02				11.4	160.32
Machines & Transport Equipment	4.48	13.16			13.12		30.77
Miscellaneous	0.87	3.85			0.02		4.73
Manufactured Goods							
Oils, Fats & Waxes		0.04					0.04
<b>Grand Total</b>	<b>23.55</b>	<b>205.86</b>		<b>4.14</b>	<b>13.16</b>	<b>11.4</b>	<b>258.09</b>

The major imports from Fiji are Bread, Cakes, Pastry and Biscuits (VT 42 million) and Telephone sets (VT 51 million). The major imports from Papua New Guinea is Wood and articles of Wood (Of cherry (Prunus spp.) (VT 4 million), and from the Solomon Islands is Prepared or Preserved Fish (Tunas, skipjack and bonito (Sarda spp.) (VT 11 million).

The major export to Fiji is Kava VT 15 million and the major export to Solomon Islands is Machinery and transport equipment (Graders and levellers) VT 13 million.

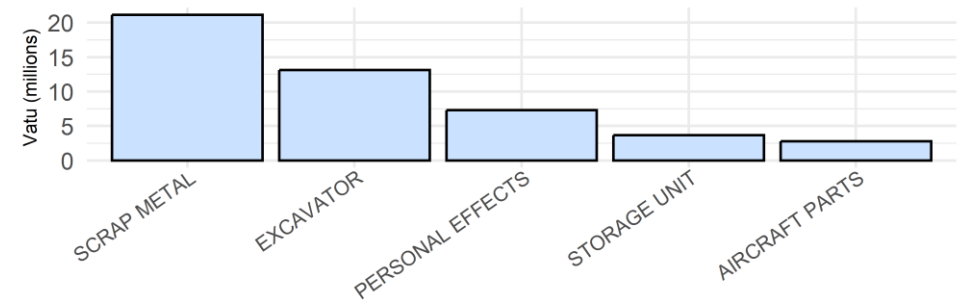
### 5. Principle Exports



The level of production of the top five Major Principal Exports is VT 421 million. The Principal Exports identified included Cocoa VT 5 million, Coconut Oil VT 11 million, and Kava VT 383 million. The rest of the export group remains the same. (Refer to Table 6)

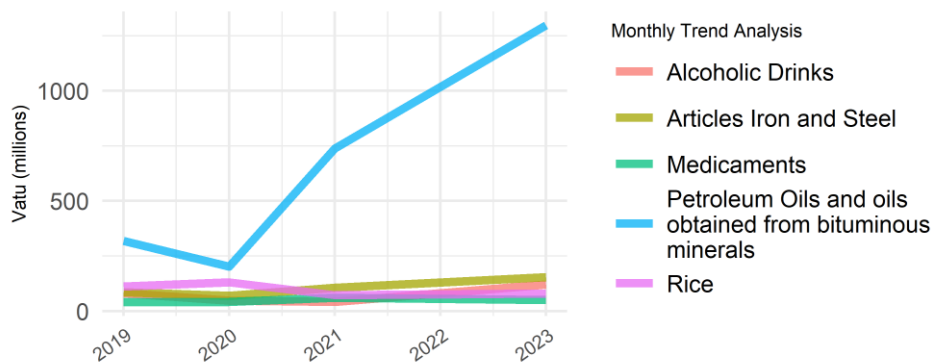
The main country of destination for Cocoa was Indonesia VT 5 million. The major country of destination for Coconut Oil is Singapore VT 9 million, and Kava is exported mainly to Kiribati VT 147 million, China VT 89 million, and United States of America VT 71 million.

### 6. Top 5 New Major Exports



Total value of Scrap Metal VT 21 million, Excavator VT 13 million, Personal effects VT 7 million, Storage Units VT 4 million, and Aircraft parts VT 3 million.

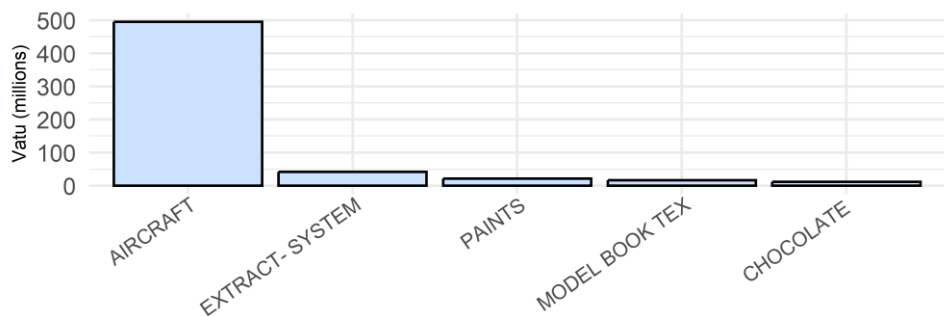
### 7. Principle Imports



Total value of top five Principal imports is VT 1,702 million. The Principal Imports included Alcoholic Drinks (VT 121 million), Articles of Iron and Steel (VT 154 million), Medicaments (VT 50 million), Petroleum Oils (VT 1,297 million), and Rice (VT 80 million). (Refer to Table 7)

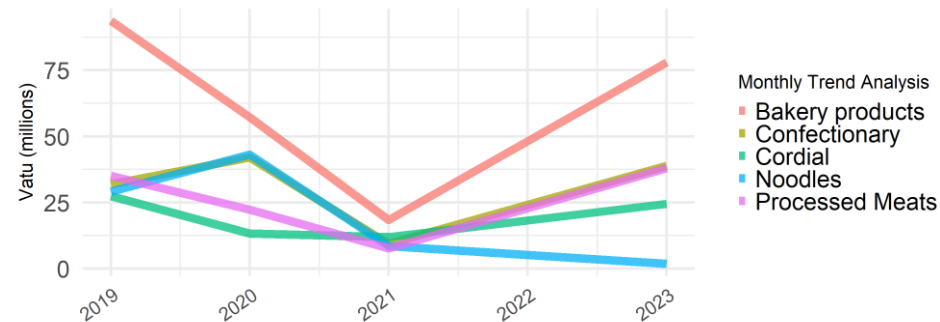
The main country of origin for Alcoholic Drinks is France (VT 46 million). The main country of origin for Articles of Iron and Steel is Australia (VT 70 million), and Medicaments is India (VT 15 million). The main country of origin for Petroleum Oils is Singapore (VT 1,260 million), and Rice is China (VT 52 million).

### 8. Top 5 New Major Imports



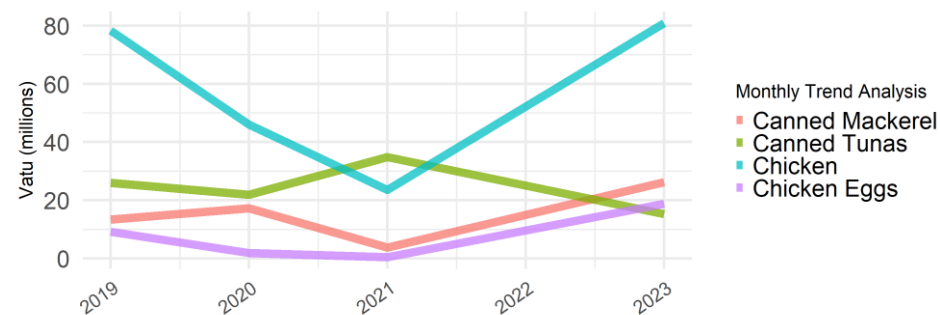
Total value of Aircraft VT 495 million, Extract-System VT 42 million, Paint VT 22 million, Model Book Tex VT 17 million, and Chocolate VT 11 million.

### 9. Imports of Dietary Risk Factors for Noncommunicable Diseases



Total value of Bakery Products is VT 78 million and are mainly imported from Fiji (VT 42 million). Total value of Confectionary is VT 39 million and are mainly imported from France (VT 30 million). Total value of Cordial is VT 25 million and are mainly imported from Australia (VT 7 million). Total value of Noodles is VT 2 million and are mainly imported from Australia (VT 1 million). Total value of Processed Meats is VT 38 million and are mainly imported from Australia (VT 24 million). (Refer to Table 15)

### 10. Imports of food and products targeted as those that can be produced domestically



Total value of Chicken is VT 81 million and are mainly imported from Australia (VT 69 million). Total value of Canned Tunas is VT 15 million and are mainly imported from Solomon Islands (VT 11 million). Total value of Canned Mackerel is VT 26 million and are mainly imported from Fiji (VT 15 million). Total value of Chicken Eggs is VT 19 million and are mainly imported from Fiji (VT 19 million). (Refer to Table 17)