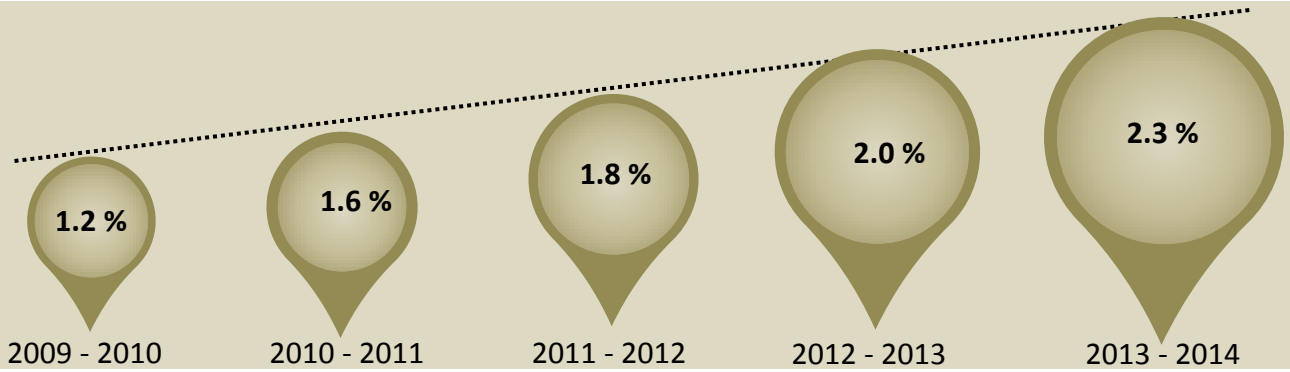


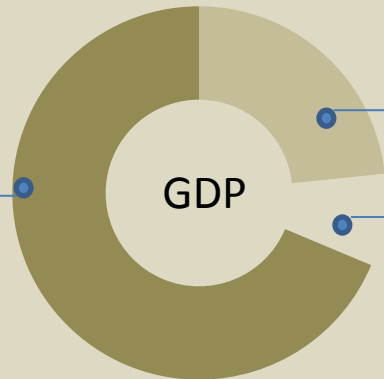
GDP Annual Growth Rate : 2009 - 2014



Share of GDP by Sector: 2014

GDP at constant price is
61.4 Billion Vatu

64.7 %
Services
39.7 Billion Vatu



22 %
Agriculture
13.5 Billion Vatu



7.5 %
Industry
4.6 Billion Vatu

2 main contributing indicators in Service Sector: 2014



Government Services
7.33 Billion Vatu

12.0 %

Government service sector to total GDP increased consistently since the implementation of the CRP* by narrowing the eleven local governments to six provincial governments.

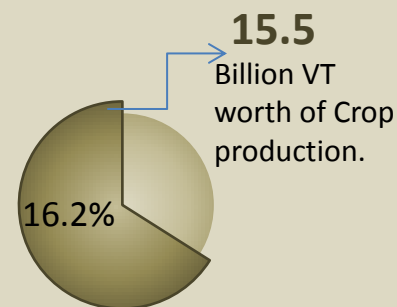


Retail Trade
7.30 Billion Vatu

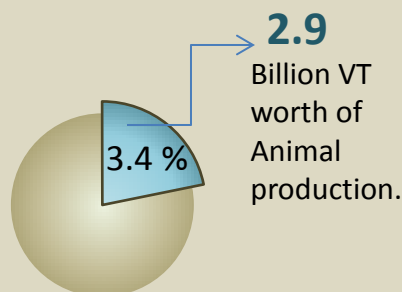
11.9 %

The increase in output from this sub-group was in line with the positive growth in other related industries like whole sale retail and repair of motor vehicles.

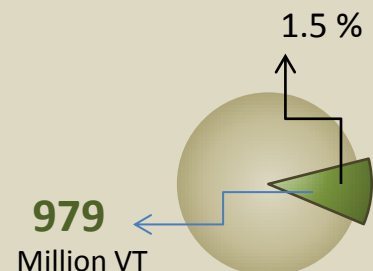
3 main contributor to Agriculture Sector for GDP growth: 2014



Crop



Animal



Forestry