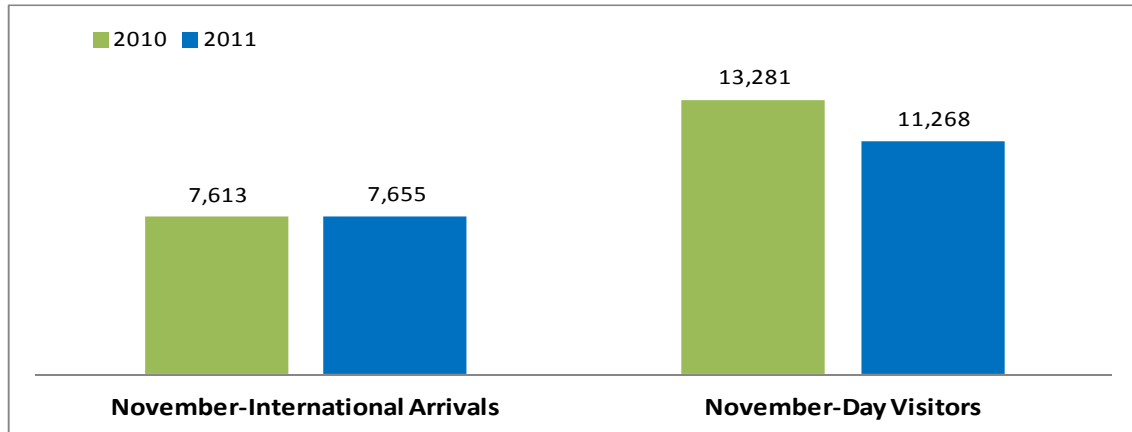


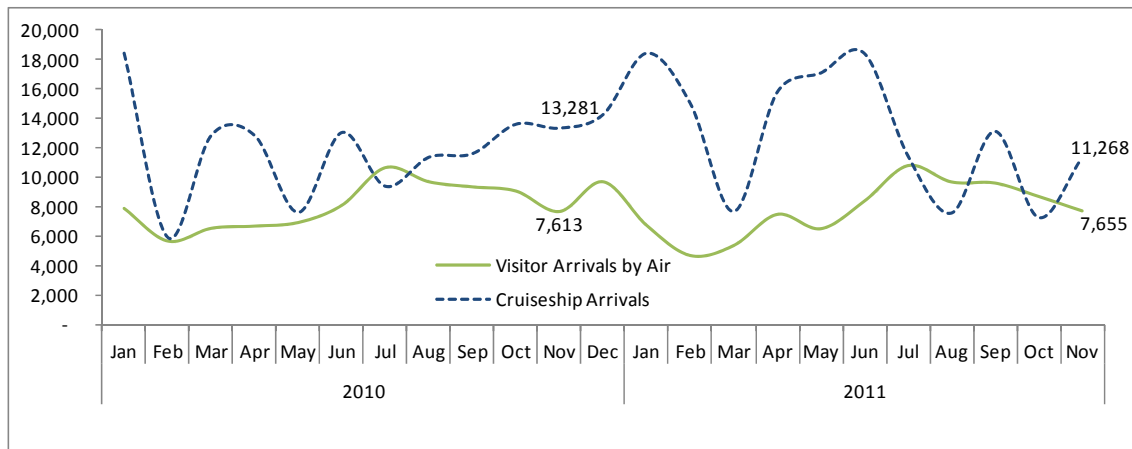
STATISTICS UPDATE: INTERNATIONAL MIGRATION

NOVEMBER 2011 HIGHLIGHTS



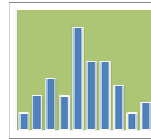
The total international visitor arrivals for November 2011 was 7,655. This shows a slight increase of 1% over the month of November 2010. However, it declined by 11% over October 2011.

Cruise ship visitors (day visitors) for the month of November 2011 decreased by 15% over the same month of last year. On the other hand, the number recorded an increase of more than a half (56%) when compared with the month of October 2011.



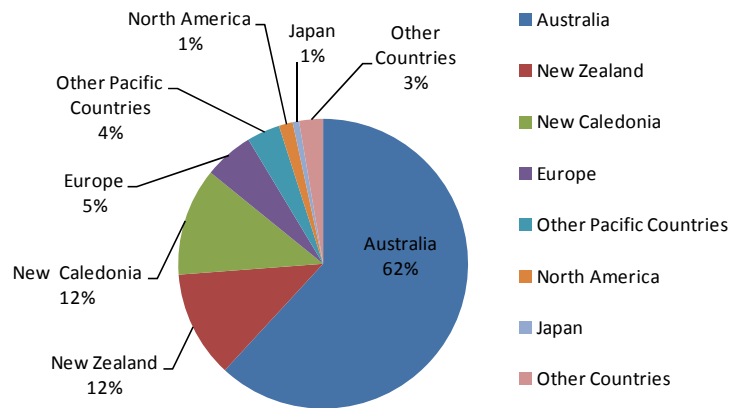
PURPOSE OF VISIT

In November 2011, 6,228 or 81% of the total international visitor arrivals came to Vanuatu for holiday; 907 or 12% came for meetings, conferences or other business; 468 or 6% arrived in the country to visit friends and relatives, and 52 or 1% were in transit to another country.



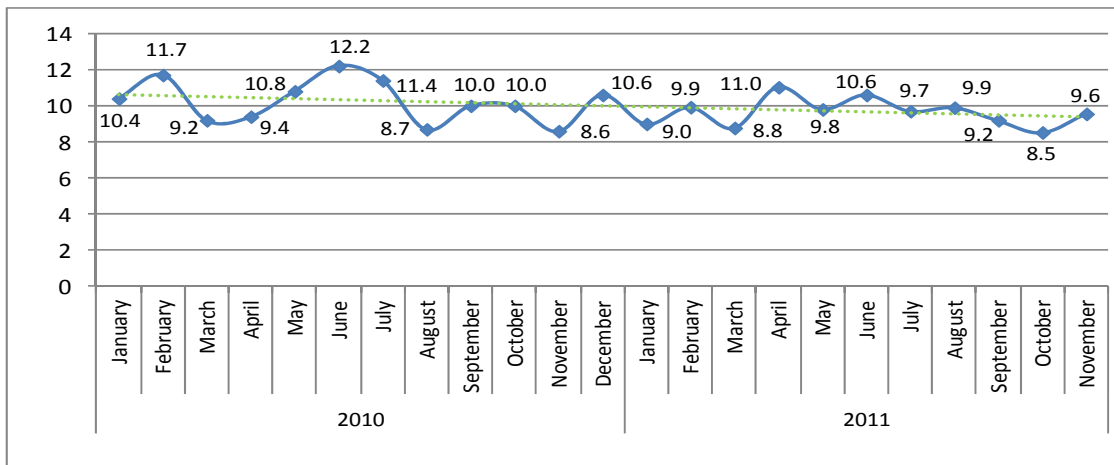
COUNTRY OF USUAL RESIDENCE

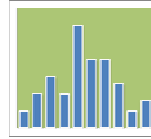
Australia continues to be the main source for international visitor arrivals to Vanuatu, accounting for 62% or 4,736 of all international arrivals in November 2011. The number of visitors coming from Australia declined by 3% over November of 2010. Tourists coming from North America and New Caledonia also decreased by 38% and 3% respectively over November 2010. Nonetheless, visitors for New Zealand, other Pacific countries, Europe and other countries increased by 30%, 17%, 4% and 1% respectively over the same period in 2010.



AVERAGE LENGTH OF STAY

The average length of stay (intended) for visitors was 9.6 days in November 2011, an increase from an average of 8.6 days in November 2010 and from 8.5 days in October 2011.





CONCEPTS AND DEFINITIONS

Visitors are non-resident persons spending at least one night in Vanuatu.

Residents are persons who declare themselves to be residents or an intending resident on immigration arrival cards.

ATTACHED:

Table 1 Summary of Overseas Migration

Table 2 Visitor Arrivals by Purpose of Visit

Table 3 Visitor Arrivals by Country of Usual Residence

Table 4 Overseas Arrivals of Residents by Nationality

NEXT UPDATE (MONTHLY)

December

RELEASE DATE

10th February, 2012

MORE INFORMATION

For statistical enquiries about this topic, please contact:

National Statistics Office: (678) 22110/22111 – email: stats@vanuatu.gov.vu

PROVINCIAL STATISTICS OFFICES

Torba Province: (678) 5522320

Sanma Province: (678) 36542/5522316

Penama Province: (678) 5522318

Malampa Province: (678) 5522317

Tafea Province: (678) 5522319



Table 1 : Summary of Overseas Migration

Tableau 1 : Résumé des échanges migratoires avec l'extérieur

Year	Month	ARRIVALS / ARRIVEES						DEPARTURES / DEPARTURES						Cruiseship Arrivals/ Croisiéristes	Année	Mois
		PORT VILA		LUGANVILLE		TOTAL		PORT VILA		LUGANVILLE		TOTAL				
		Residents	Visitors	Residents	Visitors	Residents	Visitors	Resident	Visitor	Resident	Visitors	Resident	Visitors			
Résidents	Visiteurs	Résidents	Visiteurs	Résidents	Visiteurs	Résidents	Visiteurs	Résidents	Visiteurs	Résidents	Visiteurs					
2007	Nov	1,165	6,678	34	108	1,199	6,786	1,045	7,585	30	165	1,075	7,750	7,758	2007	Nov
2008	Nov	1,613	8,260	37	160	1,650	8,420	1,502	9,121	43	185	1,545	9,306	16,750	2008	Nov
2009	Nov	1,554	7,525	53	214	1,607	7,739	263	1,376	27	199	290	1,575	5,735	2009	Nov
2010	Jan	1,827	7,643	57	178	1,884	7,821	1,083	10,209	43	330	1,126	10,539	15,286	2010	Jan
	Feb	1,382	5,571	21	35	1,403	5,606	1,578	5,738	32	312	1,610	6,050	5,860		Fév
	Mar	1,197	6,454	28	16	1,225	6,470	1,167	6,824	5	6	1,172	6,830	12,784		Mar
	Apr	1,437	6,481	42	140	1,479	6,621	849	7,184	10	73	859	7,257	12,775		Avr
	May	2,041	6,745	33	122	2,074	6,867	990	7,294	2	100	992	7,394	7,557		Mai
	Jun	1,793	7,750	37	285	1,830	8,035	824	7,503	10	111	834	7,614	12,984		Juin
	Jul	1,772	10,319	43	275	1,815	10,594	914	11,225	15	200	929	11,425	9,334		Juil
	Aug	1,565	9,321	35	311	1,600	9,632	909	10,831	8	176	917	11,007	11,304		Août
	Sep	2,018	8,998	54	289	2,072	9,287	1,037	9,877	18	310	1,055	10,187	11,548		Sep
	Oct	1,778	8,796	52	205	1,830	9,001	1,160	10,739	13	176	1,173	10,915	13,549		Oct
	Nov	1,814	7,411	59	202	1,873	7,613	1,465	8,606	4	99	1,469	8,705	13,281		Nov
	Dec	1,907	9,420	61	213	1,968	9,633	1,157	8,543	28	106	1,185	8,649	14,206		Dec
2011	Jan	1,780	6,536	51	136	1,831	6,672	728	7,673	25	271	753	7,944	18,376	2011	Jan
	Feb	1,307	4,567	39	58	1,346	4,625	936	2,922	5	66	941	2,988	14,976		Fév
	Mar	1,384	5,210	22	93	1,406	5,303	1,203	5,211	-	-	1,203	5,211	7,613		Mar
	Apr	1,635	7,183	44	236	1,679	7,419	899	7,722	12	141	911	7,863	15,725		Apr
	May	1,781	6,247	43	197	1,824	6,444	1,097	7,364	12	210	1,109	7,574	17,031		Mai
	Jun	1,818	8,053	38	265	1,856	8,318	778	7,903	3	54	781	7,957	18,363		Juin
	Jul	1,828	10,419	38	310	1,866	10,729	994	11,297	30	277	1,024	11,574	11,411		Juil
	Aug	1,797	9,255	42	367	1,839	9,622	1,201	9,700	16	203	1,217	9,903	7,511		Août
	Sep	2,341	9,203	52	343	2,393	9,546	914	9,894	19	205	933	10,099	13,066		Sep
	Oct	1,760	8,354	55	283	1,815	8,637	1,377	10,398	13	237	1,390	10,635	7,210		Oct
	Nov	1,885	7,353	51	302	1,936	7,655	1,412	8,617	7	186	1,419	8,803	11,268		Nov

Source: Immigration Department/Service de l'Immigration

- Nil or less than half final unit shown / Résultat nul ou inférieur au demi de l'unité indiquée

r Revised / Données rectifiées

Table 2 : Visitor Arrivals by Purpose of Visit
Tableau 2 : Arrivées de visiteurs selon le motif du voyage

Year	Month	VISITEURS					Total Visitors	Année	Mois
		Holidays Vacances	Visiting Friends and Relatives Visite à des amis et à la famille	Business, Meeting/Conf. Affaires, réunions ou conférence	Stop Over Escale	Others Purposes Autres motifs			
2007	Nov	5,117	464	1,188	16	-	6,786	2007	Nov
2008	Nov	6,751	522	1,086	61	-	8,420	2008	Nov
2009	Nov	6,744	231	723	40	-	7,739	2009	Nov
2010	Jan	6,744	427	559	91	-	7,821	2010	Jan
	Feb	4,161	323	1,060	62	-	5,606		Fév
	Mar	5,217	397	790	64	2	6,470		Mar
	Apr	5,441	349	784	44	3	6,621		Avr
	May	5,495	415	908	42	7	6,867		Mai
	Jun	6,394	709	862	71	-	8,035		Juin
	Jul	8,600	912	996	69	17	10,594		Juil
	Aug	7,460	668	1,387	107	10	9,632		Aoû
	Sep	8,045	408	760	29	45	9,287		Sep
	Oct	8,391	201	377	24	8	9,001		Oct
	Nov	7,051	193	321	31	17	7,613		Nov
	Dec	7,682	1,077	812	58	4	9,633		Dec
2011	Jan	5,670	529	389	78	6	6,672	2011	Jan
	Feb	3,390	400	751	84	-	4,625		Fév
	Mar	4,006	432	829	36	-	5,303		Mar
	Apr	6,082	527	742	68	-	7,419		Avr
	May	4,786	553	1,002	100	3	6,444		Mai
	Jun	6,627	643	942	85	21	8,318		Juin
	Jul	8,799	914	912	87	17	10,729		Juil
	Aug	7,749	628	1,153	66	26	9,622		Aoû
	Sep	8,076	578	820	60	12	9,546		Sep
	Oct	6,991	642	953	51	-	8,637		Oct
	Nov	6,228	468	907	52	-	7,655		Nov

Source: Immigration Department/Service de l'Immigration

- Nil or less than half final unit shown / résultat nul ou inférieur au demi de l'unité indiquée

Table 3 : Visitor Arrivals by Usual Country of Residence
Tableau 3 : Arrivées des visiteurs par pays de résidence habituelle

Year	Month	Australia	New Zealand	New Caledonia	Other Pacific Countries	Europe	North America	Japan	Other Countries	TOTAL	Année	Mois
		Australie	Nouvelle-Zélande	Nouvelle-Calédonie	Autres Pays du Pacifique		Amérique du Nord	Japon	Autres pays			
2007	Nov	4,175	1,273	473	202	278	195	59	130	6,786	2007	Nov
2008	Nov	5,154	1,393	746	325	390	193	25	193	8,420	2008	Nov
2009	Nov	4,963	828	831	255	418	228	29	187	7,739	2009	Nov
2010	Jan	4,656	708	1,318	333	380	181	49	196	7,821	2010	Jan
	Feb	2,778	435	942	640	369	192	50	199	5,606		Fév
	Mar	4,155	694	527	340	317	195	43	198	6,470		Mar
	Apr	3,865	851	777	326	341	202	34	225	6,621		Avr
	May	3,622	952	1,078	323	410	201	24	257	6,867		Mai
	June	5,087	1,343	517	317	322	195	43	210	8,035		Juin
	July	6,283	1,657	1,173	346	615	247	41	232	10,594		Juil
	Aug	5,458	1,664	728	497	652	276	65	292	9,632		Août
	Sep	6,013	1,136	1,126	352	269	161	31	199	9,287		Sep
	Oct	5,988	1,039	858	308	433	194	31	150	9,001		Oct
	Nov	4,859	703	955	242	406	192	55	201	7,613		Nov
	Dec	5,995	746	1,410	696	373	158	51	204	9,633		Dec
2011	Jan	4,425	621	836	179	329	116	35	131	6,672	2011	Jan
	Feb	2,593	306	697	345	361	102	50	171	4,625		Fév
	Mar	3,293	475	491	363	316	132	54	179	5,303		Mar
	Apr	4,939	657	811	278	390	170	39	135	7,419		Avr
	May	3,676	655	973	336	405	192	41	166	6,444		Mai
	Jun	4,977	1,162	1,045	223	467	248	43	153	8,318		Juin
	Jul	6,222	2,000	1,151	320	540	214	75	207	10,729		Juil
	Aug	5,090	1,835	1,088	313	760	198	91	247	9,622		Août
	Sep	6,549	1,022	824	206	501	206	49	189	9,546		Sep
	Oct	5,558	994	1,078	219	432	116	46	194	8,637		Oct
	Nov	4,736	913	922	282	424	119	55	204	7,655		Nov

Source: Immigration Department / Service de l'Immigration

Table 4 : Overseas Arrivals of Residents by Nationality

Tableau 4 : Arrivées des résidents par nationalité

Year	Month	Ni-Vanuatu	Australian Australien	French Français	British Anglais	New Zealander Néo- Zélandais	Asian Asiatiques	Pacific Islanders Autres pays du Pacifique	North Americans Américain du Nord	Other countries Autres pays	TOTAL	Année	Mois
2007	Nov	639	269	113	8	84	17	14	39	14	1,199	2007	Nov
2008	Nov	1,001	296	117	25	94	30	43	24	21	1,650	2008	Nov
2009	Nov	1,036	234	138	2	82	27	29	41	19	1,607		Nov
2010	Jan	953	332	199	6	193	41	58	65	37	1,884	2010	Jan
	Feb	656	313	198	3	87	16	57	53	20	1,403		Fév
	Mar	623	225	136	6	113	37	34	35	16	1,225		Mar
	Apr	843	289	112	4	108	35	31	43	13	1,479		Avr
	May	1,382	297	179	6	110	45	19	16	20	2,074		Mai
	June	1,206	268	101	15	100	38	51	29	21	1,830		Juin
	July	846	347	186	20	127	63	167	28	31	1,815		Juil
	Aug	777	282	171	12	107	63	113	43	32	1,600		Aoû
	Sep	1,274	300	140	14	135	44	39	81	45	2,072		Sep
	Oct	893	412	191	15	153	39	43	47	37	1,830		Oct
	Nov	1,152	350	127	10	106	25	42	32	29	1,873		Nov
	Dec	1,189	284	154	20	98	58	114	24	27	1,968		Dec
2011	Jan	772	406	250	27	143	54	113	27	39	1,831	2011	Jan
	Feb	538	271	104	20	102	60	203	26	22	1,346		Fév
	Mar	681	299	152	15	108	57	55	20	19	1,406		Mar
	Apr	942	304	140	21	123	51	45	27	26	1,679		Avr
	May	1,097	302	124	16	109	48	73	26	29	1,824		Mai
	Jun	1,188	279	133	19	102	58	30	30	17	1,856		Juin
	Jul	894	340	168	22	113	81	182	28	38	1,866		Juil
	Aug	1,030	327	144	12	130	58	87	28	23	1,839		Aoû
	Sep	1,662	300	119	17	94	51	78	30	42	2,393		Sep
	Oct	846	402	179	29	159	65	56	58	21	1,815		Oct
	Nov	1,199	322	126	29	87	67	52	26	28	1,936		Nov

Source: Immigration Department / Service de l'Immigration