

## STATISTICS UPDATE: MERCHANDISE TRADE STATISTICS

### SEPTEMBER 2016 HIGHLIGHTS

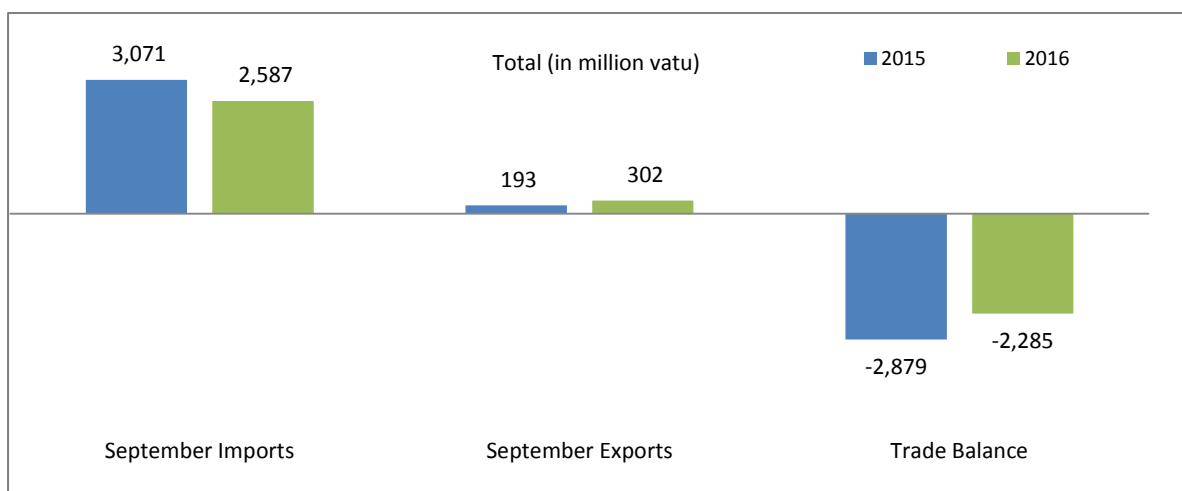


Figure 1: Terms of trade September 2015 and September 2016 (Million Vatu)

Merchandise trade provisional figures for September 2016 recorded a deficit balance of VT2,285 million, a slight deterioration of VT 593 million or (21%) compared to September 2015. This trade deficit balance was due to the value of total imports (VT2.587) million, exceeded that of total exports at VT302 million.

Domestic export earnings (excluding re-exports) for September 2016 stood at VT302 million, a Significant increase of 57% or VT 109 million compared to September 2015.

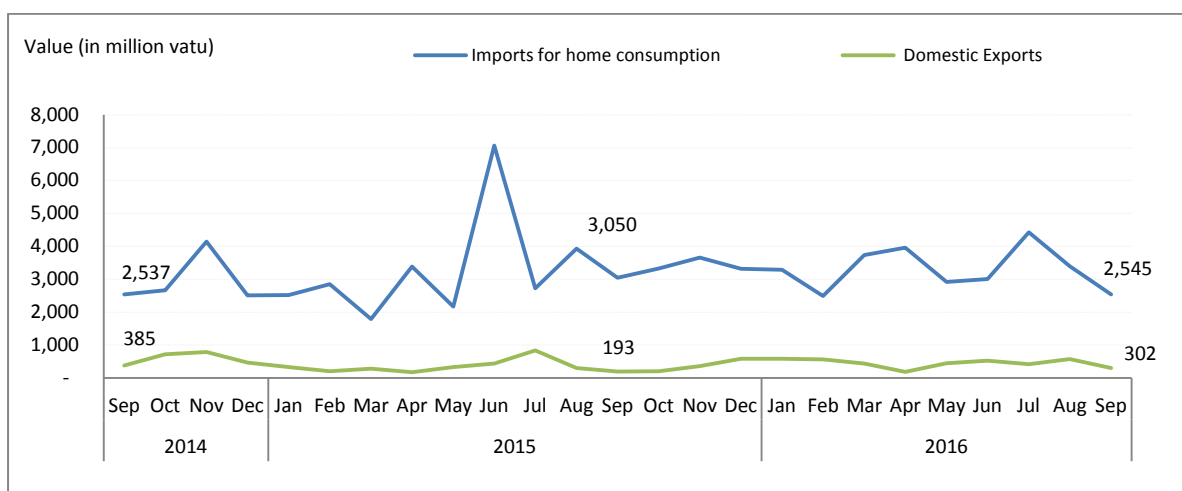


Figure 2: Overseas trade exports and imports for home consumption (million vatu)

## EXPORTS

In September 2016, for the main export commodities, Copra constituted the largest share in value at VT130 million or 43%, followed by kava at 22%, coconut oil at 15%, beef at 5%, sawn timber at 3%, live fish at 1%, cocoa, coconut meal and alcoholic drinks recorded less than 1% each respectively, while other products at 11% over September 2015. Other products comprised mainly of other plywood species (*Pterocarpus indicus*), cooked meat and personal effects.

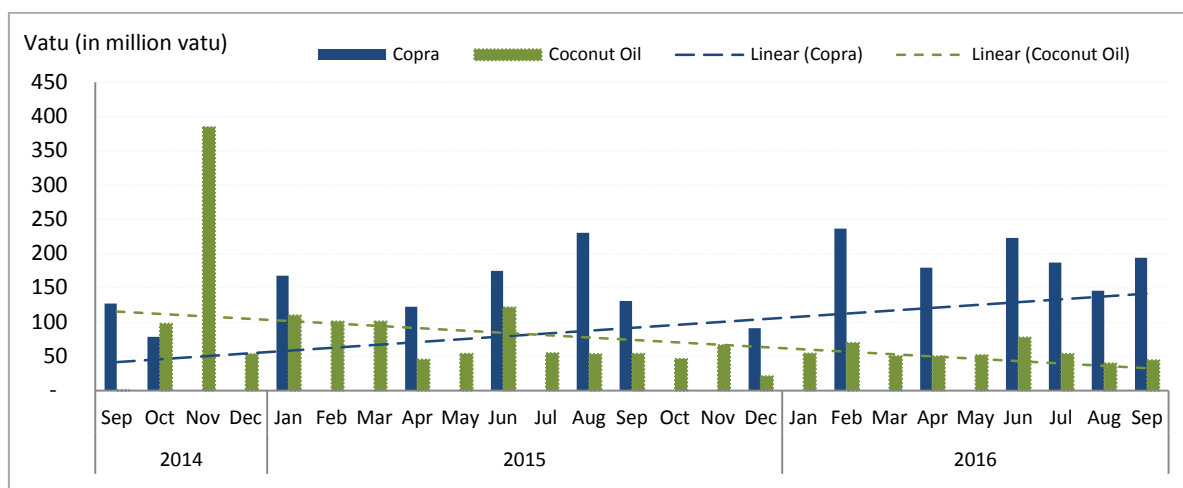


Figure 3: Exports of Coconut Products (million vatu)

In September 2016, coconut product exports in value indicated declines for coconut meal and coconut oil at 97% and 17%, compared to the same period of last year. Copra recorded a shipment of VT 130 million over September 2015

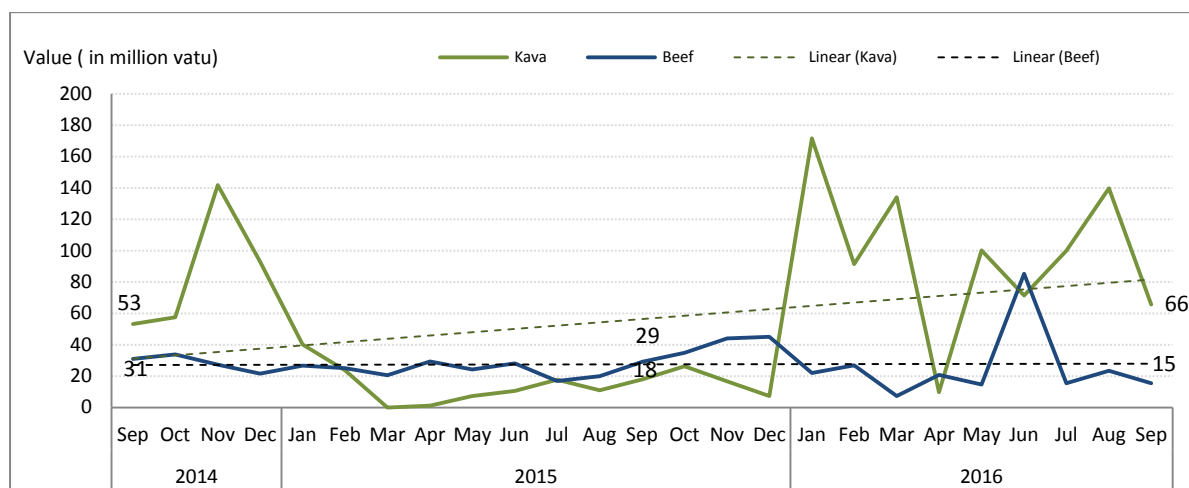


Figure 4: Exports of Kava and Beef Products (million vatu)

Kava exports in value stood at VT 66 million in September 2016, representing a significant increase of VT 48 million compared to VT 18 million in September 2015. Beef exports went down by 47% or VT 14 million from VT 29 million in September 2015 to VT 15 million in September 2016. Most of the beef was mainly exported to Japan, Papua New Guinea, the Solomon Islands.

## IMPORTS

In terms of share of commodity groups to total imports receipts, Machines and transport equipments represented the largest value ( C.I.F) of VT 665 million or (26%) of the total imports for home consumption in September 2016, followed by food and live animals at VT 545 million or (21%), basic manufactured goods at (20%), chemical products at (8%), mineral fuels at (6%), beverages and tobacco and crude materials at (3%) each, while the rest of the group recorded 1% each over September 2015.

Compared to September 2015, the commodity groups which increased: crude materials at VT 18 million or 31%, followed by oils and fats at 19%, food and live animals at 10%, goods not classified elsewhere at VT 28 million in September 2016. However, the rest of the commodity group that decreased were: Mineral fuels at (40%), followed by beverages and tobacco at (30%), basic manufactured goods at (28%), machines and transport at (25%), miscellaneous goods at (17%) and chemical products at (2%) respectively.

The distribution of imported goods by country grouping recorded an increase in September 2016 for Fiji at (70%) or VT 120 million, However, the rest of country grouping where imports for home consumption decreased were as follows: Hong Kong at (47%), France at (41%), New Zealand at (38%), Singapore at (37%), New Caledonia at (14%), Australia and Other Countries at (13%) each, and Japan at (2%) respectively compared to September 2015.

## REVISIONS TO IMPORTS AND EXPORTS STATISTICS

The Vanuatu National Statistics Office receives import and export statistics data on quantity and value from the Department of Customs and Inland Revenue's ASYCUDA merchandise trade processing system. On occasion revisions are made to import and export entries after publication. The Vanuatu National Statistics Office makes every possible effort to check the data and resolve inconsistencies and anomalies with colleagues from the Department of Customs and Inland Revenue prior to publishing. Where revisions are necessary these are highlighted in the statistical tables.

## CONCEPTS AND DEFINITIONS

- **Imports for Home Consumption** are goods, materials or articles purchased in other countries and brought into Vanuatu and cleared through customs procedures for home consumption. Imports for home consumption are valued on a C.I.F. (cost, insurance, freight) basis. This means that for each commodity, the value recorded includes the factory price, the cost of packaging, the freight cost from overseas to Vanuatu ports and the insurance.
- **Exports** are expressed in F.O.B. (free on board) prices. It means the total value includes the production cost and the transport cost to the Vanuatu port of export.
- **Imports for re-export** refers to imports destined to be re-exported without having undergone any transformation, or only minor ones. This is especially the case of duty free goods and fuel "imported" into the country and sold to non-resident airline operators or ships.
- **Re-exports** are goods, materials or articles exported in the same condition as they were imported, and imported goods, which have undergone operations such as repair, repacking, or bottling which leave them essentially unchanged before exporting.

**ATTACHED**

- Table 1: Summary of Merchandise trade
- Table 2: Principal domestic exports, value
- Table 3: Principal domestic exports, quantity
- Table 4: Imports cleared for home consumption, value

| NEXT UPDATE (MONTHLY) | RELEASE DATE |
|-----------------------|--------------|
|-----------------------|--------------|

|         |                    |
|---------|--------------------|
| October | 27th December 2016 |
|---------|--------------------|

**FOR MORE INFORMATION**

For statistical enquiries about this topic, Please do not hesitate to contact:

Vanuatu National Statistics Office: (678) 22110/22111/33040, Voip: 1124

Email: stats@vanuatu.gov.vu

Website: <http://www.vnso.gov.vu> Facebook: [www.facebook.com/NSOVU](http://www.facebook.com/NSOVU)

**PROVINCIAL STATISTICS OFFICES**

|   |   |  |   |  |
|---|---|--|---|--|
| PO Box 22<br>Lakatoro, Malekula<br><b>MALAMPA</b> | Commercial Center<br>Lenakel, Tanna<br><b>TAFEA</b> | PO Box 8<br>Saratamata, Ambae<br><b>PENAMA</b> | Sola, Vanua Lava<br>Banks group<br><b>TORBA</b> | Millennium Building<br>Luganville, Santo<br><b>SANMA</b> |
|---|---|--|---|--|



**Mr Simil Johnson**  
**Government Statistician**



**Table 1 Summary of Overseas Trade**  
**Tableau 1 Récapitulatif du commerce extérieur**

**In Million Vatu**  
**En millions de Vatu**

| Year / Quarter | EXPORTS F.O.B / EXPORTATION FAB                    |           |       |                     |                               | IMPORTS C.I.F / IMPORTATIONS CAF   |           |        |  |                                  |                                  |                                  | Année Trimestre |
|----------------|--|-----------|-------|---------------------|-------------------------------|--|-----------|--------|--|----------------------------------|----------------------------------|----------------------------------|-----------------|
|                | Domestic Exports<br>Exportation de produits locaux |           |       | Re-exports          | Total Exports                 | Imports for Home Consumption /<br>Importations destinées à la<br>Consommation intérieure |           |        | Imports for Re-<br>exports               | Total Imports                    | Trade<br>Balance                 | Balance<br>Ratio                 |                 |
|                | Luganville   | Port Vila | Total | Ré-<br>exportations | Total des<br>Exportations (E) | Luganville   | Port Vila | Total  | Importations<br>pour ré-<br>exportations | Total des<br>Importations<br>(I) | Déficit<br>Commercial<br>(E)-(I) | Taux de<br>Couverture<br>(E)/(I) |                 |
|                |  |           |       |                     |                               |  |           |        |  |                                  |                                  |                                  |                 |
| 2012           | 3,305  | 1,768     | 5,072 | -                   | 5,072                         | 4,075  | 22,832    | 26,907 | 547                                      | 27,454                           | (22,382)                         | 0.2                              | 2012            |
| 2013           | 2,233  | 1,419     | 3,653 | -                   | 3,653                         | 4,184  | 25,262    | 29,446 | 207                                      | 29,652                           | (26,000)                         | 0.1                              | 2013            |
| 2014           | 4,274  | 1,826     | 6,100 | -                   | 6,100                         | 4,587  | 25,610    | 30,197 | 237                                      | 30,435                           | (24,335)                         | 0.2                              | 2014            |
| 2015           | 2,971  | 1,278     | 4,249 | -                   | 4,249                         | 6,298  | 33,500    | 39,798 | 190                                      | 39,989                           | (35,740)                         | 0.1                              | 2015            |
| 2014 1st       | 504  | 283       | 787   | -                   | 787                           | 998  | 5,747     | 6,745  | 15                                       | 6,760                            | (5,972)                          | 0.1                              | 2014 1er        |
| 2nd            | 1,341  | 311       | 1,652 | -                   | 1,652                         | 986  | 5,558     | 6,544  | 32                                       | 6,577                            | (4,925)                          | 0.3                              | 2ème            |
| 3rd            | 1,138  | 539       | 1,677 | -                   | 1,677                         | 1,349  | 6,229     | 7,578  | 146                                      | 7,723                            | (6,047)                          | 0.2                              | 3ème            |
| 4th            | 1,291  | 693       | 1,984 | -                   | 1,984                         | 1,254  | 8,077     | 9,331  | 44                                       | 9,375                            | (7,391)                          | 0.2                              | 4ème            |
| 2015 1st       | 555  | 266       | 821   | -                   | 821                           | 1,182  | 5,985     | 7,167  | 25                                       | 7,192                            | (6,371)                          | 0.1                              | 2015 1er        |
| 2nd            | 715  | 229       | 944   | -                   | 944                           | 1,111  | 11,515    | 12,626 | 95                                       | 12,720                           | (11,776)                         | 0.1                              | 2ème            |
| 3rd            | 746  | 585       | 1,331 | -                   | 1,331                         | 2,656  | 7,046     | 9,702  | 36                                       | 9,739                            | (8,408)                          | 0.1                              | 3ème            |
| 4th            | 954  | 199       | 1,153 | -                   | 1,153                         | 1,350  | 8,953     | 10,303 | 34                                       | 10,337                           | (9,184)                          | 0.1                              | 4ème            |
| 2016 1st       | 997  | 596       | 1,592 | -                   | 1,592                         | 1,244  | 8,270     | 9,514  | 5,051                                    | 14,565                           | (12,973)                         | 0.1                              | 2016 1er        |
| 2nd            | 814  | 350       | 1,164 | -                   | 1,164                         | 1,093  | 8,805     | 9,898  | 537                                      | 10,435                           | (9,271)                          | 0.1                              | 2ème            |
| 3rd            | 1,025  | 270       | 1,295 | -                   | 1,295                         | 1,554  | 8,814     | 10,369 | 152                                      | 10,521                           | (9,226)                          | 0.1                              | 3ème            |
| 2015 Jan       | 153  | 174       | 328   | -                   | 328                           | 509  | 2,014     | 2,523  | 3  | 2,526                            | (2,198)                          | 0.1                              | 2015 Jan        |
| Feb            | 134  | 74        | 208   | -                   | 208                           | 341  | 2,510     | 2,851  | 6  | 2,857                            | (2,649)                          | 0.1                              | Fèv             |
| Mar            | 268  | 18        | 286   | -                   | 286                           | 332  | 1,461     | 1,793  | 16                                       | 1,809                            | (1,524)                          | 0.2                              | Mars            |
| Apr            | 91   | 84        | 175   | -                   | 175                           | 275  | 3,115     | 3,389  | 61                                       | 3,450                            | (3,275)                          | 0.1                              | Avr             |
| May            | 289  | 40        | 329   | -                   | 329                           | 249  | 1,920     | 2,169  | 32                                       | 2,201                            | (1,872)                          | 0.1                              | Mai             |
| Jun            | 336  | 105       | 440   | -                   | 440                           | 588  | 6,480     | 7,068  | 2  | 7,070                            | (6,629)                          | 0.1                              | Juin            |
| Jul            | 404  | 435       | 840   | -                   | 840                           | 395  | 2,328     | 2,723  | 4  | 2,727                            | (1,887)                          | 0.3                              | Juil            |
| Aug            | 227  | 72        | 298   | -                   | 298                           | 1,558  | 2,372     | 3,930  | 11                                       | 3,940                            | (3,642)                          | 0.1                              | Août            |
| Sep            | 115  | 78        | 193   | -                   | 193                           | 703  | 2,347     | 3,050  | 22                                       | 3,071                            | (2,879)                          | 0.1                              | Sep             |
| Oct            | 166  | 35        | 201   | -                   | 201                           | 441  | 2,885     | 3,326  | 8  | 3,334                            | (3,133)                          | 0.1                              | Oct             |
| Nov            | 289  | 73        | 362   | -                   | 362                           | 426  | 3,233     | 3,659  | 20                                       | 3,679                            | (3,317)                          | 0.1                              | Nov             |
| Dec            | 500  | 90        | 590   | -                   | 590                           | 482  | 2,836     | 3,318  | 6  | 3,324                            | (2,734)                          | 0.2                              | Dec             |
| 2016 Jan       | 397  | 187       | 584   | -                   | 584                           | 513  | 2,773     | 3,285  | 66                                       | 3,351                            | (2,767)                          | 0.2                              | 2016 Jan        |
| Feb            | 328  | 241       | 570   | -                   | 570                           | 427  | 2,064     | 2,491  | 4,889                                    | 7,380                            | (6,810)                          | 0.1                              | Feb             |
| Mar            | 272  | 167       | 439   | -                   | 439                           | 304  | 3,434     | 3,737  | 97                                       | 3,834                            | (3,395)                          | 0.1                              | Mar             |
| Apr            | 75   | 112       | 187   | -                   | 187                           | 325  | 3,640     | 3,966  | 401                                      | 4,366                            | (4,179)                          | 0.0                              | Avr             |
| May            | 368  | 81        | 450   | -                   | 450                           | 375  | 2,546     | 2,921  | 128                                      | 3,049                            | (2,599)                          | 0.1                              | Mai             |
| Jun            | 371  | 156       | 527   | -                   | 527                           | 393  | 2,618     | 3,012  | 8  | 3,020                            | (2,493)                          | 0.2                              | Juin            |
| Jul            | 316  | 105       | 421   | -                   | 421                           | 503  | 3,923     | 4,425  | 45                                       | 4,470                            | (4,050)                          | 0.1                              | Jul             |
| Aug            | 472  | 100       | 572   | -                   | 572                           | 565  | 2,833     | 3,398  | 65                                       | 3,464                            | (2,892)                          | 0.2                              | Aug             |
| Sep            | 237  | 65        | 302   | -                   | 302                           | 486  | 2,059     | 2,545  | 42                                       | 2,587                            | (2,285)                          | 0.1                              | Sep             |

Source: Department of Customs and Inland Revenue / Service des Douanes et Contributions Indirectes (r) revised data

**Table 2 Principal Domestic Exports, in Value**  
**Tableau 2 Principales exportations de produits locaux, en valeur**

**In million Vatu**  
**En millions de Vatu**

| Year Quarter | Copra  | Coconut oil   | Beef veal     | Cocoa | Shell       | Sawn Timber | Cowhides       | Kava | Coffee | Vanilla | Coconut Meal     | Root crops         | Live Cattle   | Live Fish      | Alcoholic Drink      | Fish    | Other products  | Total | Année Trimestre |
|--------------|--------|---------------|---------------|-------|-------------|-------------|----------------|------|--------|---------|------------------|--------------------|---------------|----------------|----------------------|---------|-----------------|-------|-----------------|
|              | Coprah | Huile de coco | Viande bovine | Cacao | Coquillages | Bois débité | Cuirs et peaux |      | Café   | Vanille | Farine de coprah | Récolte de racines | Bétail vivant | Poisson vivant | Boissons Alcoolisées | Poisson | Autres produits |       |                 |
| 2012         | 1,087  | 1,162         | 518           | 258   | 27          | 42          | 27             | 661  | 3      | 11      | 92               | -                  | -             | 136            | 161                  | 185     | 702             | 5,072 | 2012            |
| 2013         | 452    | 458           | 326           | 294   | 30          | 165         | 28             | 834  | 6      | 7       | 143              | -                  | -             | 88             | 116                  | 139     | 566             | 3,651 | 2013            |
| 2014         | 1,485  | 1,081         | 441           | 454   | 44          | 425         | 27             | 807  | 28     | 4       | 117              | 0                  | -             | 142            | 3                    | 10      | 1,032           | 6,100 | 2014            |
| 2015         | 749    | 826           | 344           | 330   | 27          | 378         | 18             | 180  | 11     | 0       | 331              | 0                  | -             | 116            | 1                    | -       | 938             | 4,249 | 2015            |
| 2014 1st     | 223    | 112           | 80            | 9     | 19          | 4           | 5              | 124  | 1      | 1       | 21               | -                  | -             | 61             | -                    | 8       | 117             | 787   | 2014 1er        |
| 2nd          | 593    | 240           | 195           | 154   | 0           | 22          | 8              | 218  | 2      | 1       | 28               | -                  | -             | 27             | 3                    | 1       | 160             | 1,652 | 2ème            |
| 3rd          | 501    | 194           | 84            | 95    | 18          | 268         | 6              | 173  | 15     | 0       | 34               | 0                  | -             | 37             | -                    | -       | 254             | 1,677 | 3ème            |
| 4th          | 168    | 535           | 83            | 196   | 7           | 130         | 8              | 292  | 10     | 2       | 35               | 0                  | -             | 18             | -                    | -       | 500             | 1,984 | 4ème            |
| 2015 1st     | 122    | 312           | 73            | 16    | -           | 21          | 4              | 64   | 1      | 0       | 51               | 0                  | -             | 67             | -                    | -       | 90              | 821   | 2015 1er        |
| 2nd          | 174    | 220           | 82            | 87    | 27          | 45          | 4              | 19   | 3      | -       | 155              | 0                  | -             | 12             | 0                    | -       | 116             | 944   | 2ème            |
| 3rd          | 361    | 161           | 66            | 72    | -           | 273         | 4              | 47   | 4      | -       | 72               | -                  | -             | 17             | -                    | -       | 254             | 1,331 | 3ème            |
| 4th          | 91     | 133           | 124           | 154   | -           | 39          | 5              | 50   | 3      | -       | 53               | -                  | -             | 20             | 1                    | -       | 478             | 1,153 | 4ème            |
| 2016 1st     | 415    | 174           | 56            | 65    | 9           | 28          | 4              | 397  | 2      | -       | 54               | -                  | -             | 9              | -                    | -       | 377             | 1,593 | 2016 1er        |
| 2nd          | 409    | 180           | 121           | 38    | -           | 29          | 1              | 181  | 4      | 0       | 12               | 0                  | -             | 17             | 1                    | -       | 171             | 1,164 | 2ème            |
| 3rd          | 469    | 138           | 54            | 127   | 11          | 17          | -              | 305  | 4      | 0       | 10               | -                  | -             | 12             | 1                    | 0       | 145             | 1,294 | 3ème            |
| 2015 Jan     | -      | 110           | 27            | 12    | -           | 15          | 2              | 40   | 0      | 0       | 10               | -                  | -             | 60             | -                    | -       | 51              | 328   | 2015 Jan        |
| Feb          | -      | 101           | 25            | 4     | -           | 6           | 2              | 24   | 1      | -       | 10               | -                  | -             | 6              | -                    | -       | 29              | 208   | Fèv             |
| Mar          | 122    | 101           | 21            | -     | -           | -           | -              | -    | -      | -       | 31               | 0                  | -             | 2              | -                    | -       | 10              | 286   | Mar             |
| Apr          | -      | 45            | 29            | 17    | 16          | 16          | 2              | 1    | 1      | -       | 8                | 0                  | -             | 4              | -                    | -       | 35              | 175   | Avr             |
| May          | 174    | 54            | 24            | 32    | 10          | 1           | -              | 7    | 0      | -       | 4                | -                  | -             | 3              | -                    | -       | 19              | 329   | Mai             |
| Jun          | -      | 121           | 28            | 38    | -           | 29          | 2              | 11   | 2      | -       | 143              | -                  | -             | 5              | 0                    | -       | 62              | 440   | Juin            |
| Jul          | 230    | 55            | 17            | 65    | -           | 214         | 2              | 18   | 1      | -       | 19               | -                  | -             | 5              | -                    | -       | 213             | 840   | Juil            |
| Aug          | 131    | 53            | 20            | 7     | -           | 24          | 2              | 11   | 1      | -       | 24               | -                  | -             | 5              | -                    | -       | 21              | 298   | Août            |
| Sep          | -      | 54            | 29            | -     | -           | 35          | -              | 18   | 2      | -       | 29               | -                  | -             | 7              | -                    | -       | 20              | 193   | Sep             |
| Oct          | -      | 46            | 35            | 52    | -           | 5           | 4              | 26   | 2      | -       | 4                | -                  | -             | 10             | -                    | -       | 17              | 201   | Oct             |
| Nov          | 91     | 66            | 44            | 72    | -           | 20          | -              | 17   | 0      | -       | 25               | -                  | -             | 6              | -                    | -       | 21              | 362   | Nov             |
| Dec          | -      | 21            | 45            | 31    | -           | 14          | 2              | 7    | 1      | -       | 24               | -                  | -             | 4              | 1                    | -       | 439             | 590   | Dec             |
| 2016 Jan     | 236    | 54            | 22            | 37    | 9           | 9           | 3              | 172  | 1      | -       | 6                | -                  | -             | 3              | -                    | -       | 34              | 584   | 2016 Jan        |
| Feb          | -      | 69            | 27            | 22    | -           | 13          | 1              | 91   | 1      | -       | 41               | -                  | -             | 3              | -                    | -       | 303             | 570   | Feb             |
| Mar          | 179    | 50            | 7             | 7     | -           | 7           | -              | 134  | 1      | -       | 8                | -                  | -             | 4              | -                    | -       | 41              | 438   | Mar             |
| Apr          | -      | 50            | 21            | 6     | -           | 1           | -              | 10   | 1      | -       | 12               | 0                  | -             | 5              | 1                    | -       | 81              | 187   | Avr             |
| May          | 223    | 52            | 15            | 4     | -           | 5           | 1              | 100  | 1      | 0       | -                | -                  | -             | 8              | -                    | -       | 42              | 450   | Mai             |
| Jun          | 187    | 78            | 85            | 28    | -           | 23          | -              | 71   | 2      | -       | -                | -                  | -             | 5              | -                    | -       | 49              | 527   | Jui             |
| Jul          | 146    | 53            | 16            | 46    | 11          | 8           | -              | 100  | 3      | -       | 9                | -                  | -             | 3              | -                    | -       | 25              | 421   | Jul             |
| Aug          | 194    | 40            | 23            | 80    | -           | -           | -              | 140  | 1      | 0       | -                | -                  | -             | 5              | 1                    | 0       | 88              | 572   | Août            |
| Sep          | 130    | 45            | 15            | 0     | -           | 9           | -              | 66   | -      | -       | 1                | -                  | -             | 4              | 0                    | -       | 32              | 302   | Sep             |

Source: Department of Customs and Inland Revenue / Service des Douanes et Contributions Indirectes (r) revised data

Note: Totals may be slightly different due to roundings

r-revised kava exports for January

**Table 3 Principal Domestic Exports, in Quantity**  
**Tableau 3 Principales exportations, en quantité**

**In tonnes**

**En tonnes**

| Year / Quarter | Copra  | Coconut oil   | Beef veal     | Cocoa | Shell       | Cowhides      | Kava | Coffee | Vanilla | Coconut Meal     | Root crops         | Live Cattle   | Live Fish      | Fish    | Année | Trimestre |
|----------------|--------|---------------|---------------|-------|-------------|---------------|------|--------|---------|------------------|--------------------|---------------|----------------|---------|-------|-----------|
|                | Coprah | Huile de coco | Viande bovine | Cacao | Coquillages | Cuir et peaux |      | Café   | Vanille | Farine de coprah | Récolte de racines | Bétail vivant | Poisson vivant | Poisson |       |           |
| 2012           | 16,336 | 10,011        | 1,031         | 1,415 | 9           | 387           | 643  | 3      | 3       | 6,082            | -                  | -             | 134            | 682     | 2012  |           |
| 2013           | 12,508 | 5,535         | 703           | 1,649 | 10          | 402           | 819  | 6      | 2       | 7,692            | -                  | -             | 77             | 391     | 2013  |           |
| 2014           | 25,194 | 9,208         | 1,014         | 2,025 | 13          | 287           | 786  | 28     | 1       | 4,786            | 1                  | -             | 126            | 28      | 2014  |           |
| 2015           | 12,584 | 6,570         | 677           | 1,282 | 8           | 203           | 158  | 9      | -       | 5,011            | 0                  | -             | 110            | -       | 2015  |           |
| 2014 1st       | 4,123  | 1,524         | 183           | 49    | 5           | 61            | 119  | 1      | 0       | 518              | -                  | -             | 54             | 25      | 2014  | 1er       |
| 2nd            | 9,102  | 4,127         | 472           | 671   | 0           | 92            | 214  | 2      | 0       | 1,469            | -                  | -             | 17             | 2       |       | 2ème      |
| 3rd            | 8,808  | 1,722         | 185           | 409   | 6           | 58            | 165  | 15     | 0       | 1,512            | 0                  | -             | 35             | -       |       | 3ème      |
| 4th            | 3,161  | 1,835         | 173           | 896   | 2           | 77            | 288  | 10     | 1       | 1,286            | 1                  | -             | 19             | -       |       | 4ème      |
| 2015 1st       | 2,013  | 2,241         | 150           | 106   | -           | 41            | 65   | 1      | -       | 1,254            | -                  | -             | 62             | -       | 2015  | 1er       |
| 2nd            | 3,018  | 1,724         | 160           | 347   | 8           | 59            | 13   | 3      | -       | 1,135            | 0                  | -             | 17             | -       |       | 2ème      |
| 3rd            | 6,031  | 1,631         | 140           | 271   | -           | 43            | 27   | 3      | -       | 1,326            | -                  | -             | 15             | -       |       | 3ème      |
| 4th            | 1,522  | 974           | 227           | 558   | -           | 60            | 53   | 2      | -       | 1,296            | -                  | -             | 16             | -       |       | 4ème      |
| 2016 1st       | 6,927  | 1,821         | 109           | 646   | 3           | 58            | 300  | 2      | -       | 1,541            | -                  | -             | 8              | -       | 2016  | 1er       |
| 2nd            | 6,437  | 1,870         | 223           | 164   | -           | 13            | 156  | 4      | 0       | 340              | 0                  | -             | 12             | -       |       | 2ème      |
| 3rd            | 9,114  | 1,380         | 102           | 437   | 4           | -             | 286  | 4      | 0       | 193              | 0                  | 3             | 32             | 0       |       | 3ème      |
| 2015 Jan       | -      | 906           | -             | 44    | -           | 20            | 42   | 0      | -       | 404              | -                  | -             | 56             | -       | 2015  | Jan       |
| Feb            | -      | 801           | -             | 63    | -           | 21            | 24   | 1      | -       | 466              | -                  | -             | 5              | -       |       | Fèv       |
| Mar            | 2,013  | 534           | -             | -     | -           | -             | -    | -      | -       | 383              | -                  | -             | 1              | -       |       | Mars      |
| Apr            | -      | 357           | -             | 75    | 4           | 20            | 1    | 1      | -       | 352              | 0                  | -             | 3              | -       |       | Avr       |
| May            | 3,018  | 422           | -             | 120   | 3           | -             | 3    | 0      | -       | 190              | -                  | -             | 3              | -       |       | Mai       |
| Jun            | -      | 945           | -             | 152   | -           | 39            | 9    | 2      | -       | 593              | -                  | -             | 12             | -       |       | Juin      |
| Jul            | 3,877  | 537           | -             | 240   | -           | 21            | 9    | 1      | -       | 877              | -                  | -             | 5              | -       |       | Juil      |
| Aug            | 2,154  | 547           | -             | 31    | -           | 22            | 7    | 1      | -       | 343              | -                  | -             | 4              | -       |       | Août      |
| Sep            | -      | 546           | -             | -     | -           | -             | 11   | 2      | -       | 106              | -                  | -             | 6              | -       |       | Sep       |
| Oct            | -      | 89            | -             | 197   | -           | 41            | 30   | 1      | -       | 187              | -                  | -             | 7              | -       |       | Oct       |
| Nov            | 1,522  | 673           | 82            | 258   | -           | -             | 16   | 0      | -       | 648              | -                  | -             | 5              | -       |       | Nov       |
| Dec            | -      | 212           | 83            | 104   | -           | 19            | 7    | 1      | -       | 460              | -                  | -             | 4              | -       |       | Dec       |
| 2016 Jan       | 4,138  | 564           | 44            | 139   | 3           | 39            | 131  | 0      | -       | 249              | -                  | -             | 3              | -       | 2016  | Jan       |
| Feb            | -      | 736           | 51            | 208   | -           | 18            | 80   | 1      | -       | 921              | -                  | -             | 2              | -       |       | Feb       |
| Mar            | 2,789  | 521           | 14            | 300   | -           | -             | 88   | 1      | -       | 371              | -                  | -             | 3              | -       |       | Mar       |
| Apr            | -      | 525           | 41            | 24    | -           | -             | 8    | 1      | -       | 340              | 0                  | -             | 4              | -       |       | Avr       |
| May            | 3,503  | 546           | 29            | 15    | -           | 13            | 87   | 1      | 0       | -                | -                  | -             | 5              | -       |       | Mai       |
| Jun            | 2,934  | 799           | 154           | 125   | -           | -             | 61   | 2      | -       | -                | -                  | -             | 4              | -       |       | Jui       |
| Jul            | 2,232  | 508           | 28            | 152   | 4           | -             | 92   | 3      | -       | 157              | -                  | -             | 3              | -       |       | Jul       |
| Aug            | 5,211  | 407           | 45            | 285   | -           | -             | 135  | 1      | 0       | -                | -                  | -             | 4              | 0       |       | Aug       |
| Sep            | 1,671  | 465           | 29            | 1     | -           | -             | 59   | -      | -       | 36               | 0                  | 3             | 26             | -       |       | Sep       |

Source: Department of Customs and Inland Revenue / Service des Douanes et Contributions Indirectes (r) revised data

**Table 4 Imports Cleared for Home Consumption, in Value**

**Tableau 4 Importations destinées à la consommation intérieure par produit selon la Classification type pour le commerce international, en valeur**

**In million Vatu  
En million de Vatu**

| Year | Quarter | Food & Live Animals<br>Produits alimentaires et animaux vivants | Beverages & Tobacco<br>Boissons et tabacs | Crude Materials Except Fuels<br>Matières brutes non combustibles | Mineral Fuels<br>Energie fossile | Oils, Fats & Waxes<br>Huiles et graisses animales et végétales | Chemical Products<br>Produits chimiques | Basic Manufactured Products<br>Produits manufacturés | Machines & Transport Equipment<br>Machines et matériels de transports | Miscellaneous Manufactured Goods<br>Produits manufacturés divers | Goods N.E.C.<br>Articles et transactions, N.C.A | Total  | Année | Trimestre |
|------|---------|---|---|--|----------------------------------|--|---|--|---|--|---|--------|-------|-----------|
| 2012 |         | 5,307   | 1,153                                     | 432  | 4,621                            | 141  | 2,809                                   | 3,590  | 5,964   | 2,575  | 314   | 26,907 | 2012  |           |
| 2013 |         | 6,068   | 1,146                                     | 510  | 4,599                            | 124  | 2,685                                   | 3,950  | 6,881   | 3,165  | 319   | 29,446 | 2013  |           |
| 2014 |         | 5,904   | 1,176                                     | 470  | 5,290                            | 107  | 2,269                                   | 3,627  | 7,960   | 3,110  | 285   | 30,197 | 2014  |           |
| 2015 |         | 8,360   | 1,096                                     | 743  | 4,238                            | 141  | 2,396                                   | 9,785  | 9,408   | 3,577  | 55  | 39,798 | 2015  |           |
| 2014 | 1st     | 1,065   | 264                                       | 81   | 1,667                            | 15   | 565                                     | 895  | 1,499   | 617  | 76  | 6,745  | 2014  | 1er       |
|      | 2nd     | 1,327   | 204                                       | 95   | 1,301                            | 25   | 505                                     | 686  | 1,642   | 717  | 41  | 6,544  |       | 2ème      |
|      | 3rd     | 1,733   | 313                                       | 152  | 1,077                            | 29   | 574                                     | 945  | 1,850   | 794  | 111   | 7,578  |       | 3ème      |
|      | 4th     | 1,780   | 394                                       | 142  | 1,246                            | 38   | 624                                     | 1,101  | 2,968   | 981  | 57  | 9,331  |       | 4ème      |
| 2015 | 1st     | 1,406   | 271                                       | 102  | 1,352                            | 33   | 454                                     | 1,193  | 1,658   | 661  | 38  | 7,167  | 2015  | 1er       |
|      | 2nd     | 2,993   | 240                                       | 237  | 1,277                            | 33   | 641                                     | 4,261  | 2,042   | 897  | 5   | 12,626 |       | 2ème      |
|      | 3rd     | 1,751   | 270                                       | 204  | 789                              | 25   | 622                                     | 2,183  | 2,991   | 866  | 2   | 9,702  |       | 3ème      |
|      | 4th     | 2,211   | 314                                       | 200  | 820                              | 50   | 680                                     | 2,148  | 2,718   | 1,153  | 10  | 10,303 |       | 4ème      |
| 2016 | 1st     | 2,587   | 327                                       | 114  | 733                              | 33   | 505                                     | 1,490  | 3,041   | 684  | 2   | 9,514  | 2016  | 1er       |
|      | 2nd     | 1,721   | 299                                       | 174  | 635                              | 31   | 757                                     | 2,320  | 2,346   | 1,586  | 29  | 9,898  |       | 2ème      |
|      | 3rd     | 1,975   | 318                                       | 220  | 823                              | 38   | 632                                     | 1,792  | 2,436   | 1,868  | 267   | 10,369 |       | 3ème      |
| 2015 | Jan     | 411   | 87  | 25   | 729                              | 12   | 137                                     | 381  | 530   | 184  | 27  | 2,523  | 2015  | Jan       |
|      | Feb     | 446   | 107                                       | 26   | 614                              | 13   | 144                                     | 508  | 762   | 221  | 10  | 2,851  |       | Fèv       |
|      | Mar     | 549   | 78  | 50   | 9                                | 8  | 172                                     | 305  | 366   | 256  | 0   | 1,793  |       | Mars      |
|      | Apr     | 734   | 65  | 63   | 529                              | 13   | 246                                     | 609  | 802   | 327  | 1   | 3,389  |       | Avr       |
|      | May     | 562   | 109                                       | 103  | 43                               | 7  | 137                                     | 461  | 542   | 200  | 5   | 2,169  |       | Mai       |
|      | Jun     | 1,698   | 66  | 71   | 704                              | 13   | 257                                     | 3,191  | 698   | 369  | -   | 7,068  |       | Juin      |
|      | Jul     | 530   | 100                                       | 63   | 211                              | 7  | 230                                     | 517  | 779   | 284  | 2   | 2,723  |       | Juil      |
|      | Aug     | 728   | 72  | 83   | 311                              | 4  | 185                                     | 962  | 1,330   | 255  | -   | 3,930  |       | Août      |
|      | Sep     | 494   | 98  | 57   | 268                              | 14   | 207                                     | 703  | 881   | 327  | 0   | 3,050  |       | Sep       |
|      | Oct     | 612   | 71  | 114  | 408                              | 14   | 267                                     | 616  | 875   | 346  | 3   | 3,326  |       | Oct       |
|      | Nov     | 791   | 119                                       | 39   | 379                              | 21   | 186                                     | 960  | 838   | 320  | 7   | 3,659  |       | Nov       |
|      | Dec     | 807   | 124                                       | 48   | 33                               | 15   | 227                                     | 573  | 1,004   | 487  | 0   | 3,318  |       | Dec       |
| 2016 | Jan     | 637   | 106                                       | 31   | 462                              | 9  | 178                                     | 386  | 1,299   | 179  | 0   | 3,285  | 2016  | Jan       |
|      | Feb     | 461   | 153                                       | 43   | 237                              | 15   | 157                                     | 628  | 590   | 207  | 0   | 2,491  |       | Feb       |
|      | Mar     | 1,490   | 68  | 40   | 35                               | 9  | 170                                     | 475  | 1,152   | 298  | 2   | 3,737  |       | Mar       |
|      | Apr     | 560   | 115                                       | 71   | 133                              | 18   | 204                                     | 1,166  | 753   | 945  | 0   | 3,966  |       | Avr       |
|      | May     | 470   | 105                                       | 34   | 461                              | 7  | 296                                     | 537  | 689   | 321  | 1   | 2,921  |       | Mai       |
|      | Jun     | 691   | 79  | 69   | 40                               | 7  | 257                                     | 617  | 904   | 320  | 27  | 3,012  |       | Jui       |
|      | Jul     | 674   | 107                                       | 81   | 308                              | 4  | 186                                     | 575  | 1,009   | 1,264  | 219   | 4,425  |       | Jul       |
|      | Aug     | 756   | 142                                       | 65   | 354                              | 18   | 243                                     | 708  | 762   | 330  | 20  | 3,398  |       | Août      |
|      | Sep     | 545   | 69  | 75   | 161                              | 16   | 203                                     | 508  | 665   | 273  | 28  | 2,545  |       | Sep       |

Source: Department of Customs and Inland Revenue / Service des Douanes et Contributions Indirectes