

## STATISTICS UPDATE: OVERSEAS TRADE

### AUGUST 2012 HIGHLIGHTS

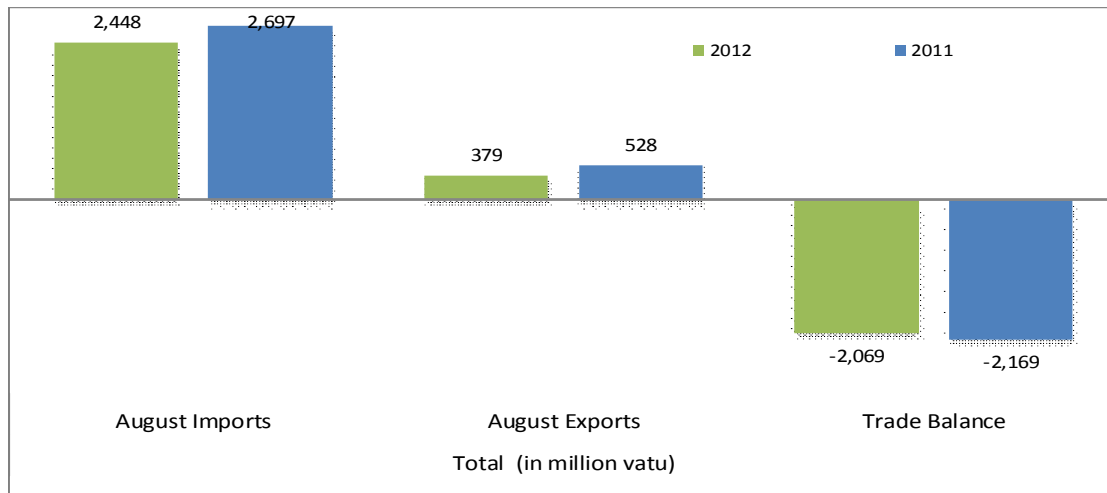


Figure 1: Terms of trade August 2012 and August 2011 (million vatu)

According to August 2012 trade statistics; Vanuatu's trade deficit stood at vatu 2,069 million indicating a slight improvement of vatu 100 million compared to August 2011. Total imports decreased by 9% from vatu 2,697 million in August 2011 to vatu 2,448 million. The improvement was caused by a 12% decrease in imports for home consumption from vatu 2,687 million to vatu 2,376 million over the month of August 2011.

The value of domestic exports decreased by 28% in August 2012 to vatu 379 million from vatu 528 million in August 2011. This decrease was attributable to the decreased value of beef, kava and fish exports.

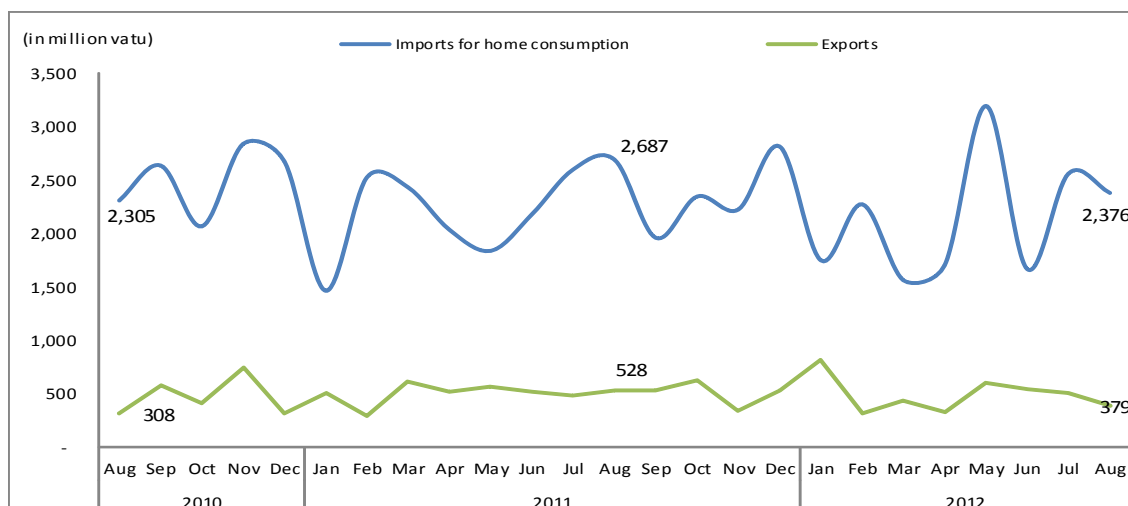


Figure 2: Overseas trade exports and imports (million vatu)

EXPORTS

In August 2012, for the main export commodities, copra represented the largest share in value at 35% followed by kava 14%, beef 8%, fish 5%, and other products 29%, while the rest of the export group make up less than 5% each. Other products were comprised of sandalwood, waste and scrap metals, limes (citrus), tamanu oil and personal effects. (See attached Table 2, Table 3)

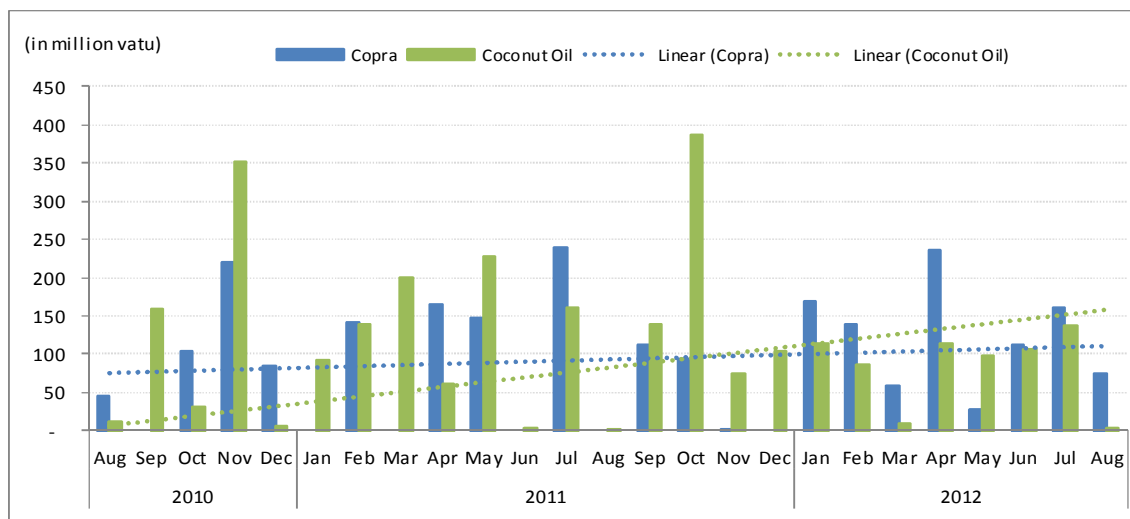


Figure 3: Exports of Coconut Products (million vatu)

In August 2012, copra exports increased by 17% over the same period in 2011 and 77% over the previous month from vatu 74 million to vatu 131 million.

There are slight increases in value of other coconut products, coconut oil exports rising from vatu 1 million in August 2011 to vatu 3 million and coconut meal shows an improvement of vatu 7 million from vatu 3 million to vatu 10 million compared to August 2011. However the value of coconut meal and coconut oil recorded a decrease over the previous month.

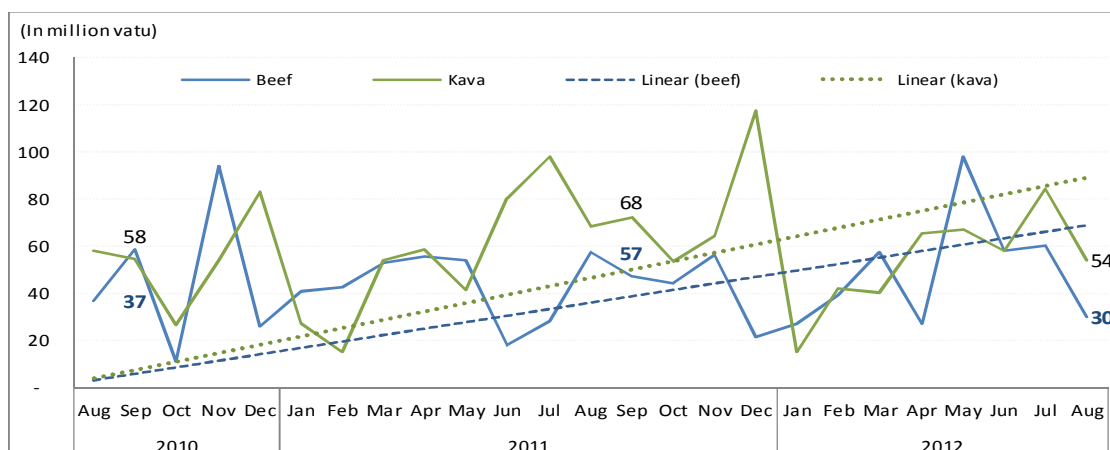


Figure 4: Exports of Kava and Beef Products (million vatu)

The domestic exports for both kava and beef recorded decreases in August 2012 by 21% and 48% over August 2011. Kava exports value decreased from vatu 68 million to vatu 54 million while beef exports decreased from vatu 57 million to vatu 30 million vatu over the same period of the previous year.

## IMPORTS

In terms of imports by commodity groups, machines and transport, registered the largest value (C.I.F) of vatu 623 million or 26% of the total imports for home consumption, followed by food and live animals, 26% with value of vatu 616 million, basic manufactured products 16%, chemical products 11%, miscellaneous manufactured goods 10%, beverages and tobacco 5% and other products such as, mineral fuels, crude materials, oils and fats and goods not classified elsewhere made up less than 5% each of the total imports for home consumption.

In August 2012, the imports groups that increased in value over August 2011 were: beverages and tobacco 55%, followed by chemical products 22%, miscellaneous manufactured goods 19%, machines and transport 16%, food and live animals 11%, basic manufactured goods 9%, and goods not classified elsewhere by 15%. However the rest of the other commodity groups decreased in value, mineral fuels (-93%), oils and fats (-42%) and crude materials (-40%) over August 2011.

## REVISIONS TO IMPORTS AND EXPORTS STATISTICS

The Vanuatu National Statistics Office receives import and export statistics data on quantity and value from the Department of Customs and Inland Revenue's ASYCUDA merchandise trade processing system. On occasion revisions are made to import and export entries after publication. The Vanuatu National Statistics Office makes every possible effort to check the data and resolve inconsistencies and anomalies with colleagues from the Department of Customs and Inland Revenue prior to publishing. Where revisions are necessary these are highlighted in the statistical tables.

## CONCEPTS AND DEFINITIONS:

- **Imports for Home Consumption** are goods, materials or articles purchased in other countries and brought into Vanuatu and cleared through customs procedures for home consumption. Imports for home consumption are valued on a C.I.F. (cost, insurance, freight) basis. This means that for each commodity, the value recorded includes the factory price, the cost of packaging, the freight cost from overseas to Vanuatu ports and the insurance.
- **Exports** are expressed in F.O.B. (free on board) prices. It means the total value includes the production cost and the transport cost to the Vanuatu port of export.
- **Imports for re-export** refers to imports destined to be re-exported without having undergone any transformation, or only minor ones. This is especially the case of duty free goods and fuel "imported" into the country and sold to non-resident airline operators or ships.
- **Re-exports** are goods, materials or articles exported in the same condition as they were imported, and imported goods, which have undergone operations such as repair, repacking, or bottling which leave them essentially unchanged before exporting.

**ATTACHED:**

- Table 1: Summary of overseas trade
- Table 2: Principal domestic exports, value
- Table 3: Principal domestic exports, quantity
- Table 4: Imports cleared for home consumption, value

**NEXT UPDATE (MONTHLY)**

**RELEASE DATE**

September

9<sup>th</sup> November 2012

**MORE INFORMATION**

For statistical enquiries about this topic, please contact:

National Statistics Office: (678) 22110/22111 – email: [stats@vanuatu.gov.vu](mailto:stats@vanuatu.gov.vu)

Website: <http://www.vnsso.gov.vu>

**NATIONAL STATISTICS OFFICES IN THE PROVINCES**

Torba Province: (678) 5522320

Sanma Province: (678) 36542/5522316

Penama Province: (678) 5522318

Malampa Province: (678) 5522317

Tafea Province: (678) 5522319



**Simil Johnson**  
**Government Statistician**

**Table 1 Summary of Overseas Trade**  
**Tableau 1 Récapitulatif du commerce extérieur**

**In Million Vatu**  
**En millions de Vatu**

| Year / Quarter | EXPORTS F.O.B / EXPORTATION FAB                    |           |       |                     |                               | IMPORTS C.I.F / IMPORTATIONS CAF   |           |        |  |                                  |                                  |                                  | Année    | Trimestre |
|----------------|--|-----------|-------|---------------------|-------------------------------|--|-----------|--------|--|----------------------------------|----------------------------------|----------------------------------|----------|-----------|
|                | Domestic Exports<br>Exportation de produits locaux |           |       | Re-exports          | Total Exports                 | Imports for Home Consumption /<br>Importations destinées à la<br>Consommation intérieure |           |        | Imports for Re-<br>exports               | Total Imports                    | Trade<br>Balance                 | Balance<br>Ratio                 |          |           |
|                | Luganville   | Port Vila | Total | Ré-<br>exportations | Total des<br>Exportations (E) | Luganville   | Port Vila | Total  | Importations<br>pour ré-<br>exportations | Total des<br>Importations<br>(I) | Déficit<br>Commercial<br>(E)-(I) | Taux de<br>Couverture<br>(E)/(I) |          |           |
| 2009           | 1,935  | 2,104     | 4,039 | 2,031               | 6,070                         | 3,641  | 25,750    | 29,391 | 1,694                                    | 31,086                           | (25,016)                         | 0.2                              | 2009     |           |
| 2010           | 2,625  | 1,855     | 4,481 | 214                 | 4,695                         | 3,904  | 23,486    | 27,390 | 119                                      | 27,509                           | (22,815)                         | 0.2                              | 2010     |           |
| 2011           | 3,816  | 2,196     | 6,012 | -                   | 6,012                         | 4,259  | 22,803    | 27,062 | 193                                      | 27,256                           | (21,243)                         | 0.2                              | 2011     |           |
| 2010 1st       | 170  | 407       | 578   | 121                 | 698                           | 692  | 5,176     | 5,868  | 22                                       | 5,890                            | (5,191)                          | 0.1                              | 2010 1er |           |
| 2nd            | 604  | 450       | 1,055 | 35                  | 1,090                         | 830  | 5,258     | 6,087  | 38                                       | 6,125                            | (5,035)                          | 0.2                              | 2ème     |           |
| 3rd            | 871  | 531       | 1,402 | 58                  | 1,460                         | 1,213  | 6,652     | 7,865  | 30                                       | 7,895                            | (6,436)                          | 0.2                              | 3ème     |           |
| 4th            | 980  | 467       | 1,447 | -                   | 1,447                         | 1,170  | 6,401     | 7,570  | 30                                       | 7,600                            | (6,153)                          | 0.2                              | 4ème     |           |
| 2011 1st       | 897  | 506       | 1,404 | -                   | 1,404                         | 1,039  | 5,370     | 6,409  | 54                                       | 6,464                            | (5,060)                          | 0.2                              | 2011 1er |           |
| 2nd            | 1,038  | 547       | 1,585 | -                   | 1,585                         | 1,035  | 5,005     | 6,040  | 13                                       | 6,053                            | (4,468)                          | 0.3                              | 2ème     |           |
| 3rd            | 823  | 712       | 1,534 | -                   | 1,534                         | 901  | 6,337     | 7,239  | 29                                       | 7,267                            | (5,733)                          | 0.2                              | 3ème     |           |
| 4th            | 1,058  | 431       | 1,489 | -                   | 1,489                         | 1,284  | 6,090     | 7,375  | 97                                       | 7,472                            | (5,983)                          | 0.2                              | 4ème     |           |
| 2012 1st       | 761  | 384       | 1,145 | -                   | 1,145                         | 910  | 4,661     | 5,571  | 110                                      | 5,681                            | (4,536)                          | 0.2                              | 2012 1er |           |
| 2nd            | 938  | 513       | 1,451 | -                   | 1,451                         | 942  | 5,610     | 6,553  | 110                                      | 6,663                            | (5,211)                          | 0.2                              | 2ème     |           |
| 2011 Jan       | 281  | 221       | 502   | -                   | 502                           | 266  | 1,193     | 1,459  | 4  | 1,463                            | (961)                            | 0.3                              | 2011 Jan |           |
| Feb            | 182  | 110       | 292   | -                   | 292                           | 225  | 2,297     | 2,522  | 31                                       | 2,553                            | (2,261)                          | 0.1                              | Feb      |           |
| Mar            | 434  | 175       | 609   | -                   | 609                           | 548  | 1,880     | 2,428  | 20                                       | 2,447                            | (1,838)                          | 0.2                              | Mars     |           |
| Apr            | 303  | 210       | 513   | -                   | 513                           | 180  | 1,850     | 2,030  | 1  | 2,031                            | (1,517)                          | 0.3                              | Avril    |           |
| May            | 339  | 220       | 559   | -                   | 559                           | 183  | 1,650     | 1,833  | 6  | 1,839                            | (1,280)                          | 0.3                              | Mai      |           |
| Jun            | 395  | 117       | 512   | -                   | 512                           | 672  | 1,505     | 2,176  | 6  | 2,183                            | (1,670)                          | 0.2                              | Juin     |           |
| July           | 304  | 176       | 480   | -                   | 480                           | 277  | 2,321     | 2,597  | 2  | 2,600                            | (2,119)                          | 0.2                              | Juillet  |           |
| Aug            | 207  | 322       | 528   | -                   | 528                           | 284  | 2,402     | 2,687  | 10                                       | 2,697                            | (2,169)                          | 0.2                              | Août     |           |
| Sep            | 312  | 214       | 526   | -                   | 526                           | 340  | 1,614     | 1,955  | 16                                       | 1,971                            | (1,445)                          | 0.3                              | Sept     |           |
| Oct            | 448  | 172       | 619   | -                   | 619                           | 515  | 1,828     | 2,343  | 2  | 2,345                            | (1,726)                          | 0.3                              | Oct      |           |
| Nov            | 185  | 154       | 339   | -                   | 339                           | 368  | 1,853     | 2,221  | 67                                       | 2,288                            | (1,949)                          | 0.1                              | Nov      |           |
| Dec            | 425  | 105       | 530   | -                   | 530                           | 402  | 2,409     | 2,811  | 28                                       | 2,839                            | (2,309)                          | 0.2                              | Dec      |           |
| 2012 Jan       | 284  | 127       | 411   | -                   | 411                           | 178  | 1,566     | 1,744  | 19                                       | 1,763                            | (1,351)                          | 0.2                              | 2012 Jan |           |
| Feb            | 191  | 116       | 307   | -                   | 307                           | 495  | 1,775     | 2,270  | 87                                       | 2,358                            | (2,051)                          | 0.1                              | Feb      |           |
| Mar            | 286  | 141       | 427   | -                   | 427                           | 237  | 1,320     | 1,557  | 4  | 1,561                            | (1,134)                          | 0.3                              | Mars     |           |
| Apr            | 241  | 79        | 319   | -                   | 319                           | 153  | 1,547     | 1,699  | 56                                       | 1,755                            | (1,435)                          | 0.2                              | Apr      |           |
| May            | 308  | 287       | 595   | -                   | 595                           | 523  | 2,668     | 3,191  | 24                                       | 3,215                            | (2,620)                          | 0.2                              | Mai      |           |
| Jun            | 389  | 148       | 537   | -                   | 537                           | 266  | 1,396     | 1,662  | 30                                       | 1,692                            | (1,155)                          | 0.3                              | Juin     |           |
| July           | 364  | 138       | 502   | -                   | 502                           | 305  | 2,253     | 2,558  | 5  | 2,563                            | (2,061)                          | 0.2                              | Juil     |           |
| Aug            | 206  | 173       | 379   | -                   | 379                           | 372  | 2,004     | 2,376  | 72                                       | 2,448                            | (2,069)                          | 0.2                              | Août     |           |

Source: Department of Customs and Inland Revenue / Service des Douanes et Contributions Indirectes

**Table 2 Principal Domestic Exports, in Value**  
**Tableau 2 Principales exportations de produits locaux, en valeur**

**In million Vatu**  
**En millions de Vatu**

| Year<br>Année | Quarter<br>Trimestre | Copra  | Coconut oil      | Beef<br>veal     | Cocoa | Shell       | Sawn<br>Timber | Cowhides         | Kava | Coffee | Vanilla | Coconut<br>Meal     | Root<br>crops         | Live<br>Cattle   | Live Fish         | Alcoholic<br>Drink      | Fish    | Other<br>products  | Total |          |
|---------------|----------------------|--------|------------------|------------------|-------|-------------|----------------|------------------|------|--------|---------|---------------------|-----------------------|------------------|-------------------|-------------------------|---------|--------------------|-------|----------|
|               |                      | Coprah | Huile de<br>coco | Viande<br>bovine | Cacao | Coquillages | Bois<br>débité | Cuir et<br>peaux |      | Café   | Vanille | Farine de<br>coprah | Récolte<br>de racines | Bétail<br>vivant | Poisson<br>vivant | Boissons<br>Alcoolisées | Poisson | Autres<br>produits |       |          |
| 2009          |                      | 569    | 275              | 399              | 343   | 71          | 45             | 11               | 616  | 3      | 5       | 0                   | 0                     | 0                | 146               | 202                     | 148     | 1,205              | 4,039 | 2009     |
| 2010          |                      | 579    | 933              | 494              | 383   | 31          | 26             | 14               | 508  | 3      | 5       | 54                  | 0                     | 0                | 324               | 208                     | 103     | 815                | 4,480 | 2010     |
| 2011          |                      | 1,065  | 1,592            | 516              | 247   | 30          | 65             | 29               | 762  | 18     | 5       | 87                  | 1                     | 0                | 166               | 175                     | 359     | 898                | 6,012 | 2011     |
|               | 1st                  | 36     | -                | 96               | 15    | -           | 14             | 3                | 83   | 1      | 2       | -                   | 0                     | -                | 98                | 10                      | 29      | 191                | 577   | 2010 1er |
|               | 2nd                  | 91     | 199              | 117              | 187   | 20          | 6              | 4                | 102  | 0      | 1       | 14                  | -                     | -                | 45                | 79                      | 22      | 170                | 1,055 | 2ème     |
|               | 3rd                  | 148    | 349              | 151              | 100   | 11          | 5              | 5                | 160  | 0      | 1       | 24                  | -                     | -                | 94                | 74                      | 19      | 261                | 1,402 | 3ème     |
|               | 4th                  | 304    | 386              | 130              | 82    | 1           | 1              | 3                | 163  | 1      | 1       | 16                  | -                     | 0                | 86                | 45                      | 33      | 194                | 1,447 | 4ème     |
| 2011          | 1st                  | 306    | 432              | 136              | 6     | 9           | 3              | 8                | 98   | 1      | 1       | 14                  | 0                     | -                | 46                | 40                      | 188     | 115                | 1,403 | 2011 1er |
|               | 2nd                  | 385    | 292              | 128              | 104   | 1           | 31             | 8                | 190  | 7      | 1       | 33                  | -                     | -                | 49                | 50                      | 99      | 206                | 1,585 | 2ème     |
|               | 3rd                  | 205    | 302              | 132              | 88    | 9           | 0              | 6                | 239  | 0      | 2       | 26                  | 1                     | -                | 40                | 45                      | 54      | 384                | 1,534 | 3ème     |
|               | 4th                  | 169    | 565              | 121              | 48    | 11          | 30             | 7                | 234  | 10     | 0       | 14                  | -                     | 0                | 30                | 41                      | 17      | 193                | 1,489 | 4ème     |
| 2012          | 1st                  | 434    | 208              | 123              | 10    | 0           | 8              | 7                | 97   | 0      | 3       | 14                  | -                     | -                | 48                | 30                      | 29      | 133                | 1,145 | 2012 1er |
|               | 2nd                  | 298    | 317              | 135              | 70    | 1           | 20             | 7                | 189  | 0      | 5       | 26                  | -                     | -                | 56                | 21                      | 69      | 237                | 1,451 | 2ème     |
| 2011          | Jan                  | 141    | 92               | 41               | 3     | 9           | 0              | 2                | 27   | 0      | 1       | 3                   | -                     | -                | 16                | 2                       | 143     | 22                 | 502   | 2011 Jan |
|               | Feb                  | -      | 140              | 42               | 3     | -           | -              | 4                | 18   | -      | -       | 11                  | 0                     | -                | 14                | 12                      | 12      | 37                 | 292   | Fév      |
|               | Mar                  | 165    | 201              | 53               | -     | -           | 3              | 2                | 54   | 0      | 0       | -                   | -                     | -                | 16                | 25                      | 33      | 57                 | 609   | Mars     |
|               | Apr                  | 147    | 60               | 56               | 4     | 1           | 30             | 2                | 63   | 7      | 1       | 7                   | -                     | -                | 16                | 8                       | 24      | 89                 | 513   | Avril    |
|               | May                  | -      | 228              | 54               | 37    | -           | 1              | 2                | 45   | 0      | -       | 17                  | -                     | -                | 21                | 33                      | 41      | 80                 | 559   | Mai      |
|               | Jun                  | 239    | 4                | 18               | 63    | -           | 0              | 4                | 83   | -      | 0       | 9                   | -                     | -                | 12                | 9                       | 35      | 37                 | 512   | Juin     |
|               | July                 | -      | 161              | 28               | 73    | -           | 0              | 2                | 98   | -      | 1       | 7                   | 1                     | -                | 9                 | 17                      | 15      | 68                 | 480   | Juillet  |
|               | Aug                  | 112    | 1                | 57               | 6     | -           | -              | 2                | 68   | 0      | 1       | 3                   | 0                     | -                | 18                | 9                       | 25      | 223                | 528   | Août     |
|               | Sep                  | 93     | 140              | 47               | 9     | 9           | -              | 2                | 72   | -      | 1       | 16                  | -                     | -                | 13                | 18                      | 14      | 93                 | 526   | Sept     |
|               | Oct                  | 1      | 387              | 44               | 7     | -           | 2              | 2                | 53   | 9      | 0       | 6                   | -                     | 0                | 13                | 9                       | 4       | 82                 | 619   | Oct      |
|               | Nov                  | -      | 74               | 56               | 21    | 11          | 20             | 3                | 64   | 0      | 0       | 3                   | -                     | -                | 10                | 23                      | 4       | 49                 | 339   | Nov      |
|               | Dec                  | 168    | 104              | 21               | 20    | -           | 8              | 2                | 117  | 0      | 0       | 5                   | -                     | -                | 7                 | 8                       | 9       | 61                 | 530   | Dec      |
| 2012          | Jan                  | 139    | 113              | 27               | 10    | -           | 1              | 1                | 15   | -      | 1       | 8                   | -                     | -                | 34                | 1                       | 13      | 47                 | 411   | 2012 Jan |
|               | Feb                  | 59     | 86               | 39               | 0     | -           | 2              | 4                | 42   | 0      | 0       | 4                   | -                     | -                | 6                 | 13                      | 7       | 46                 | 307   | Feb      |
|               | Mar                  | 236    | 10               | 57               | -     | 0           | 5              | 2                | 40   | 0      | 2       | 2                   | -                     | -                | 8                 | 16                      | 9       | 40                 | 427   | Mars     |
|               | Apr                  | 26     | 114              | 27               | 11    | -           | 7              | 3                | 65   | -      | 0       | 7                   | -                     | -                | 8                 | 0                       | 14      | 37                 | 319   | Avril    |
|               | May                  | 112    | 98               | 50               | 10    | 1           | -              | 2                | 67   | -      | 5       | 7                   | -                     | -                | 45                | 7                       | 20      | 172                | 595   | Mai      |
|               | Jun                  | 160    | 105              | 58               | 49    | -           | 13             | 2                | 58   | 0      | -       | 11                  | -                     | -                | 3                 | 13                      | 35      | 29                 | 537   | Juin     |
|               | July                 | 74     | 137              | 60               | 48    | 14          | 2              | 3                | 84   | 1      | -       | 14                  | -                     | -                | 6                 | 2                       | 31      | 27                 | 502   | Juil     |
|               | Aug                  | 131    | 3                | 30               | 13    | -           | 1              | 2                | 54   | 1      | 1       | 10                  | -                     | -                | 6                 | 28                      | 17      | 83                 | 379   | Août     |

Source: Department of Customs and Inland Revenue / Service des Douanes et Contributions Indirectes (r) revised other products data

**Table 3 Principal Domestic Exports, in Quantity**  
**Tableau 3 Principales exportations, en quantité**

**In tonnes**  
**En tonnes**

| Year / Quarter | Copra  | Coconut oil   | Beef veal     | Cocoa | Shell       | Cowhides      | Kava | Coffee | Vanilla | Coconut Meal     | Root crops         | Live Cattle   | Live Fish      | Fish    | Année Trimestre |
|----------------|--------|---------------|---------------|-------|-------------|---------------|------|--------|---------|------------------|--------------------|---------------|----------------|---------|-----------------|
|                | Coprah | Huile de coco | Viande bovine | Cacao | Coquillages | Cuir et peaux |      | Café   | Vanille | Farine de coprah | Récolte de racines | Bétail vivant | Poisson vivant | Poisson |                 |
| 2009           | 15,107 | 5,385         | 903           | 1,480 | 19          | 267           | 476  | 3      | 1       | 12               | 2                  | 0             | 99             | 456     | 2009            |
| 2010           | 12,133 | 10,325        | 1,123         | 1,525 | 10          | 226           | 498  | 4      | 1       | 5,232            | 0                  | 0             | 238            | 381     | 2010            |
| 2011           | 13,596 | 12,000        | 1,105         | 1,068 | 10          | 336           | 734  | 27     | 1       | 6,917            | 4                  | 0             | 205            | 2,743   | 2011            |
| 2010 1st       | 1,067  | -             | 214           | 60    | -           | 50            | 69   | 1      | 0       | -                | 0                  | 0             | 47             | 78      | 2010 1er        |
| 2nd            | 2,042  | 2,579         | 279           | 651   | 6           | 53            | 115  | 0      | 0       | 1,337            | -                  | -             | 46             | 191     | 2ème            |
| 3rd            | 3,419  | 3,943         | 341           | 438   | 3           | 81            | 154  | 1      | 0       | 2,258            | -                  | -             | 38             | 42      | 3ème            |
| 4th            | 5,605  | 3,803         | 289           | 375   | 0           | 42            | 160  | 2      | 0       | 1,638            | -                  | -             | 107            | 70      | 4ème            |
| 2011 1st       | 3,768  | 3,461         | 300           | 25    | 3           | 102           | 94   | 1      | 0       | 1,172            | 0                  | -             | 102            | 1,973   | 2011 1er        |
| 2nd            | 4,526  | 1,956         | 270           | 446   | 0           | 88            | 186  | 11     | 0       | 2,534            | -                  | -             | 41             | 452     | 2ème            |
| 3rd            | 3,033  | 2,299         | 290           | 380   | 3           | 64            | 225  | 0      | 1       | 2,137            | 4                  | -             | 40             | 265     | 3ème            |
| 4th            | 2,269  | 4,284         | 245           | 217   | 4           | 81            | 230  | 15     | 0       | 1,074            | -                  | 0             | 22             | 52      | 4ème            |
| 2012 1st       | 6,188  | 1,674         | 236           | 40    | 0           | 80            | 99   | 1      | 1       | 1,079            | -                  | -             | 39             | 213     | 2012 1er        |
| 2nd            | 4,588  | 2,696         | 284           | 381   | 0           | 83            | 184  | 0      | 2       | 1,628            | -                  | -             | 56             | 196     | 2ème            |
| 2011 Jan       | 2,000  | 749           | 92            | 13    | 3           | 21            | 26   | 0      | 0       | 346              | -                  | -             | 41             | 1,645   | 2011 Jan        |
| Feb            | -      | 1,098         | 96            | 13    | -           | 59            | 19   | -      | -       | 826              | 0                  | -             | 17             | 35      | Fév             |
| Mar            | 1,768  | 1,613         | 111           | -     | -           | 22            | 49   | 1      | 0       | -                | -                  | -             | 45             | 293     | Mars            |
| Apr            | 1,681  | 330           | 112           | 18    | 0           | 23            | 55   | 11     | 0       | 493              | -                  | -             | 17             | 70      | Avril           |
| May            | -      | 1,604         | 113           | 157   | -           | 23            | 37   | 0      | -       | 1,359            | -                  | -             | 11             | 187     | Mai             |
| Jun            | 2,845  | 23            | 46            | 271   | -           | 43            | 95   | -      | 0       | 682              | -                  | -             | 13             | 195     | Juin            |
| July           | -      | 975           | 69            | 317   | -           | 23            | 90   | -      | 0       | 522              | 2                  | -             | 13             | 68      | Juillet         |
| Aug            | 1,461  | 6             | 120           | 25    | -           | 22            | 63   | 0      | 0       | 308              | 2                  | -             | 18             | 154     | Août            |
| Sep            | 1,571  | 1,318         | 101           | 38    | 3           | 20            | 72   | -      | 0       | 1,307            | -                  | 9             | 9              | 44      | Sept            |
| Oct            | 11     | 3,093         | 91            | 31    | -           | 22            | 55   | 14     | 0       | 457              | -                  | 0             | 12             | 12      | Oct             |
| Nov            | -      | 584           | 119           | 98    | 4           | 40            | 63   | 0      | 0       | 267              | -                  | -             | 6              | 13      | Nov             |
| Dec            | 2,258  | 607           | 35            | 88    | -           | 20            | 111  | 0      | 0       | 349              | -                  | -             | 4              | 27      | Dec             |
| 2012 Jan       | 2,071  | 900           | 50            | 40    | -           | 19            | 14   | 0      | -       | 616              | -                  | -             | 29             | 19      | 2012 Jan        |
| Feb            | 664    | 714           | 74            | 0     | -           | 40            | 46   | 0      | 0       | 308              | -                  | -             | 2              | 4       | Feb             |
| Mar            | 3,454  | 60            | 113           | -     | 0           | 21            | 38   | 0      | 1       | 155              | -                  | -             | 8              | 191     | Mars            |
| Apr            | 350    | 922           | 61            | 55    | -           | 39            | 61   | -      | 0       | 513              | -                  | -             | 5              | 43      | Avril           |
| May            | 1,656  | 890           | 101           | 58    | 0           | 20            | 64   | -      | 1       | 428              | -                  | -             | 47             | 58      | Mai             |
| June           | 2,583  | 883           | 122           | 268   | -           | 24            | 60   | 0      | -       | 688              | -                  | -             | 4              | 94      | Juin            |
| Jul            | 1,001  | 1,132         | 109           | 272   | 4           | 63            | 79   | 1      | -       | 737              | -                  | -             | 2              | 67      | Juil            |
| Aug            | 1,680  | 24            | 56            | 63    | -           | 23            | 54   | 1      | 0       | 643              | -                  | -             | 11             | 58      | Août            |

Source: Department of Customs and Inland Revenue / Service des Douanes et Contributions Indirectes

**Table 4 Imports Cleared for Home Consumption, in Value**  
**Tableau 4 Importations destinées à la consommation intérieure par produit selon la**

**In million Vatu**  
**En million de Vatu**

| Year | Quarter | Food & Live Animals                      | Beverages & Tobacco | Crude Materials Except Fuels     | Mineral Fuels   | Oils, Fats & Waxes                       | Chemical Products  | Basic Manufactured Products | Machines & Transport Equipment      | Miscellaneous Manufactured Goods | Goods N.E.C.                    | Total  | Année | Trimestre |
|------|---------|--|---------------------|----------------------------------|-----------------|--|--------------------|-----------------------------|-------------------------------------|----------------------------------|---------------------------------|--------|-------|-----------|
|      |         | Produits alimentaires et animaux vivants | Boissons et tabacs  | Matières brutes non combustibles | Energie fossile | Huiles et graisses animales et végétales | Produits chimiques | Produits manufacturés       | Machines et matériels de transports | Produits manufacturés divers     | Articles et transactions, N.C.A |        |       |           |
| 2009 |         | 4,840                                    | 1,016               | 319                              | 3,755           | 107                                      | 3,310              | 4,284                       | 7,814                               | 3,165                            | 781                             | 29,391 | 2009  |           |
| 2010 |         | 5,108                                    | 1,023               | 419                              | 3,618           | 133                                      | 2,923              | 3,817                       | 7,252                               | 2,735                            | 361                             | 27,390 | 2010  |           |
| 2011 |         | 5,537                                    | 1,038               | 379                              | 4,835           | 129                                      | 2,855              | 3,566                       | 5,542                               | 2,820                            | 362                             | 27,062 | 2011  |           |
| 2010 | 1st     | 1,028                                    | 233                 | 91                               | 562             | 25                                       | 661                | 845                         | 1,889                               | 469                              | 66                              | 5,868  | 2010  | 1er       |
|      | 2nd     | 950                                      | 170                 | 93                               | 1,205           | 32                                       | 680                | 808                         | 1,543                               | 522                              | 84                              | 6,087  |       | 2ème      |
|      | 3rd     | 1,516                                    | 239                 | 128                              | 1,122           | 27                                       | 765                | 1,166                       | 2,019                               | 773                              | 111                             | 7,865  |       | 3ème      |
|      | 4th     | 1,614                                    | 381                 | 107                              | 729             | 50                                       | 817                | 999                         | 1,801                               | 972                              | 100                             | 7,570  |       | 4ème      |
| 2011 | 1st     | 1,044                                    | 216                 | 77                               | 1,208           | 22                                       | 750                | 935                         | 1,527                               | 582                              | 49                              | 6,410  | 2011  | 1er       |
|      | 2nd     | 1,343                                    | 239                 | 74                               | 866             | 29                                       | 729                | 822                         | 1,134                               | 705                              | 98                              | 6,039  |       | 2ème      |
|      | 3rd     | 1,551                                    | 297                 | 123                              | 1,266           | 35                                       | 699                | 946                         | 1,468                               | 773                              | 80                              | 7,238  |       | 3ème      |
|      | 4th     | 1,599                                    | 286                 | 103                              | 1,495           | 43                                       | 678                | 864                         | 1,414                               | 759                              | 134                             | 7,375  |       | 4ème      |
| 2012 | 1st     | 1,103                                    | 303                 | 79                               | 855             | 41                                       | 630                | 736                         | 1,243                               | 494                              | 86                              | 5,571  | 2012  | 1er       |
|      | 2nd     | 1,059                                    | 225                 | 90                               | 1,442           | 20                                       | 647                | 804                         | 1,585                               | 607                              | 74                              | 6,553  |       | 2ème      |
| 2011 | Jan     | 295                                      | 38                  | 17                               | 45              | 8  | 177                | 272                         | 416                                 | 178                              | 11                              | 1,459  | 2011  | Jan       |
|      | Feb     | 310                                      | 63                  | 23                               | 920             | 10                                       | 241                | 320                         | 395                                 | 220                              | 21                              | 2,522  |       | Fév       |
|      | Mar     | 438                                      | 115                 | 37                               | 242             | 4  | 332                | 342                         | 716                                 | 185                              | 17                              | 2,428  |       | Mars      |
|      | Apr     | 413                                      | 87                  | 21                               | 533             | 4  | 230                | 213                         | 319                                 | 194                              | 16                              | 2,030  |       | Avril     |
|      | May     | 431                                      | 75                  | 26                               | 31              | 7  | 238                | 286                         | 414                                 | 260                              | 64                              | 1,833  |       | Mai       |
|      | Jun     | 500                                      | 77                  | 28                               | 301             | 17                                       | 260                | 323                         | 401                                 | 251                              | 18                              | 2,176  |       | Juin      |
|      | July    | 497                                      | 146                 | 39                               | 575             | 10                                       | 211                | 323                         | 496                                 | 284                              | 15                              | 2,597  |       | Juillet   |
|      | Aug     | 557                                      | 80                  | 53                               | 642             | 12                                       | 220                | 358                         | 535                                 | 203                              | 28                              | 2,687  |       | Août      |
|      | Sep     | 497                                      | 70                  | 32                               | 49              | 13                                       | 268                | 266                         | 437                                 | 286                              | 37                              | 1,955  |       | Sept      |
|      | Oct     | 422                                      | 29                  | 46                               | 812             | 4  | 222                | 249                         | 301                                 | 206                              | 51                              | 2,343  |       | Oct       |
|      | Nov     | 518                                      | 152                 | 18                               | 75              | 20                                       | 215                | 269                         | 646                                 | 254                              | 54                              | 2,221  |       | Nov       |
|      | Dec     | 658                                      | 105                 | 40                               | 608             | 20                                       | 241                | 345                         | 467                                 | 299                              | 28                              | 2,811  |       | Dec       |
| 2012 | Jan     | 391                                      | 110                 | 30                               | 40              | 19                                       | 210                | 238                         | 522                                 | 172                              | 12                              | 1,744  | 2012  | Jan       |
|      | Feb     | 334                                      | 121                 | 24                               | 764             | 9  | 226                | 256                         | 325                                 | 161                              | 49                              | 2,270  |       | Fev       |
|      | Mar     | 378                                      | 72                  | 25                               | 50              | 13                                       | 193                | 242                         | 397                                 | 161                              | 25                              | 1,557  |       | Mars      |
|      | Apr     | 219                                      | 57                  | 34                               | 607             | 13                                       | 151                | 203                         | 269                                 | 129                              | 18                              | 1,699  |       | Avril     |
|      | May     | 537                                      | 83                  | 29                               | 798             | 4  | 268                | 321                         | 893                                 | 239                              | 19                              | 3,191  |       | Mai       |
|      | June    | 303                                      | 85                  | 27                               | 37              | 3  | 228                | 280                         | 423                                 | 238                              | 37                              | 1,662  |       | Juin      |
|      | July    | 462                                      | 64                  | 61                               | 614             | 19                                       | 206                | 375                         | 469                                 | 268                              | 21                              | 2,558  |       | Juil      |
|      | Aug     | 616                                      | 125                 | 32                               | 43              | 7  | 268                | 389                         | 623                                 | 242                              | 32                              | 2,376  |       | Août      |

Source: Department of Customs and Inland Revenue / Service des Douanes et Contributions Indirectes